

# Pipistrel

## Sinus & Virus

### Kit Manual Components





**Table of Contents**

Table of Contents .....	2
Fuselage.....	2
Major Assemblies .....	2
Upholstery .....	2
Main Undercarriage.....	2
Firewall Materials.....	2
Fuel Lines.....	2
Elevator Trim .....	2
Flap Handle .....	2
Rudder Cables.....	2
Tail Wheel .....	2
Rudder.....	2
Elevator .....	2
Control System.....	2
Pushrod Control System.....	2
Electrical Equipment.....	2
Cockpit Panel .....	2
Engine Equipment .....	2
Engine Mount .....	2
Engine Attachments .....	2
Door Left Door .....	2
Right Side Door .....	2
Windshield.....	2
Lexan Top Window.....	2
Cabin Interior .....	2
Seat Belts .....	2
Tools and Spare Parts.....	2
Engine Cover.....	2
Airbrakes Handle .....	2
Wheel Fairings.....	2
Rescue Paracute .....	2
Tail Probe .....	2
Vario Propeller.....	2
Exhaust System.....	2
Sinus Wing left.....	2
Sinus Wing Right.....	2

## Fuselage



## Major Assemblies



Kit Manual Components for Pipistrel Sinus & Virus Aircraft



Kit Manual Components for Pipistrel Sinus & Virus Aircraft



## Kit Manual Components for Pipistrel Sinus & Virus Aircraft



### Upholstery

PART NUMBER	PART NAME	ADDITIONAL DESCRIPTION	QUANTITY	PART UNIT	FACTORY CHECK	CUSTOMER CHECK
1011101	UPHOLSTERY LH SIDE BOTTOM		1	EACH	<input type="checkbox"/>	<input type="checkbox"/>
1011102	UPHOLSTERY RH SIDE BOTTOM		1	EACH	<input type="checkbox"/>	<input type="checkbox"/>
1011105	UPHOLSTERY LH SIDE TOP		1	EACH	<input type="checkbox"/>	<input type="checkbox"/>
1011106	UPHOLSTERY RH SIDE TOP		1	EACH	<input type="checkbox"/>	<input type="checkbox"/>
1011110	UPHOLSTERY OVERHEAD		1	EACH	<input type="checkbox"/>	<input type="checkbox"/>
763	GLUE IN SPRAY TESA 500ML	4.0058E+11	1	EACH	<input type="checkbox"/>	<input type="checkbox"/>
2434	PAINT NITRO BLACK 1L	HELIOS NITRO EMAJL MAT 2M	0.75	KG	<input type="checkbox"/>	<input type="checkbox"/>
3438	GLUE HENKEL MOMENT	800 ML	800	G	<input type="checkbox"/>	<input type="checkbox"/>






### Main Undercarriage

PART NUMBER	PART NAME	ADDITIONAL DESCRIPTION	QUANTITY	PART UNIT	FACTORY CHECK	CUSTOMER CHECK
0949	LDG GEAR STRUT DRILLED	SINUS & VIRUS	1	PCS	<input type="checkbox"/>	<input type="checkbox"/>
1021100	MAIN WHEEL ASSEMBLY		2	PCS	<input type="checkbox"/>	<input type="checkbox"/>
0166	FUEL HOSE 7X12		0.6	M	<input type="checkbox"/>	<input type="checkbox"/>
1021370	HYD LINE CONNECTOR ASSEMBLY	FOR HYD CYLINDER	8	PCS	<input type="checkbox"/>	<input type="checkbox"/>
1021010	MATERIAL REQUIRED	UNDERCARRIAGE ASSEMBLY	1	PCS	<input type="checkbox"/>	<input type="checkbox"/>
1021350	BRAKE CYLINDER LEFT ASSEMBLY		1	PCS	<input type="checkbox"/>	<input type="checkbox"/>
1021360	BRAKE CYLINDER RIGHT ASSEMBLY		1	PCS	<input type="checkbox"/>	<input type="checkbox"/>

## Kit Manual Components for Pipistrel Sinus & Virus Aircraft

PART NUMBER	DESCRIPTION	ADDITIONAL DESCRIPTION	QUANTITY	UNIT	FACTORY CHECK	CUSTOMER CHECK
1021207	MAIN WHEEL AXIS F DISC BRAKES		2	PCS	<input type="checkbox"/>	<input type="checkbox"/>
1255	WASHER 10.5 X 21 X 2	DIN 9021 LIGHT ZN	2	PCS	<input type="checkbox"/>	<input type="checkbox"/>
1021209	WASHER AL 15X28X1MM MAIN WH		2	PCS	<input type="checkbox"/>	<input type="checkbox"/>
1021204	NUT M14 MILLED		2	PCS	<input type="checkbox"/>	<input type="checkbox"/>
0871	NUT M14 POLISTOP THIN	DIN 985	2	PCS	<input type="checkbox"/>	<input type="checkbox"/>
1021201	JOINING PANEL LARGE		2	PCS	<input type="checkbox"/>	<input type="checkbox"/>
1021205	JOINING PLATE SMALL		2	PCS	<input type="checkbox"/>	<input type="checkbox"/>
1021202	SPACER WHEEL FAIRING	SINUS & VIRUS	2	PCS	<input type="checkbox"/>	<input type="checkbox"/>
1021203	BEARING RETAINER LDG STRUT		2	PCS	<input type="checkbox"/>	<input type="checkbox"/>
1021206	BRAKE PAD RETAINER HYD.BRAKES		4	PCS	<input type="checkbox"/>	<input type="checkbox"/>
1716	O-RING SEAL 52.07 X 2.62		2	PCS	<input type="checkbox"/>	<input type="checkbox"/>
1021210	MATERIAL REQUIRED	PLATE TO LDG STRUT INSTAL	1	PCS	<input type="checkbox"/>	<input type="checkbox"/>



## Kit Manual Components for Pipistrel Sinus & Virus Aircraft



PART NUMBER	DESCRIPTION	ADDITIONAL DESCRIPTION	QUANTITY	UNIT	FACTORY CHECK	CUSTOMER CHECK
1021401	MAIN LDG STRUT REINFORCEMENT		2	PCS	<input type="checkbox"/>	<input type="checkbox"/>
1998	BOLT HEX 10 X 70	DIN 931 8 X 8 LIGHT ZN	4	PCS	<input type="checkbox"/>	<input type="checkbox"/>
0863	NUT M10 POLISTOP	DIN 985	4	PCS	<input type="checkbox"/>	<input type="checkbox"/>
1255	WASHER 10.5 X 21 X 2	DIN 9021 LIGHT ZN	8	PCS	<input type="checkbox"/>	<input type="checkbox"/>

PART NUMBER	PART	ADDITIONAL DESCRIPTION	QUANTITY	UNIT	FACTORY CHECK	CUSTOMER CHECK
1230	UNDERCARRIAGE COVER PLATE	Sinus & Virus	1	PCS	<input type="checkbox"/>	<input type="checkbox"/>
3320	DBLE-SIDE ADH. TAPE 12mm x 50m		1.5	M	<input type="checkbox"/>	<input type="checkbox"/>
1021402	MATERIAL REQUIRED	Landing Strut Fixation	1	PCS	<input type="checkbox"/>	<input type="checkbox"/>



## Kit Manual Components for Pipistrel Sinus & Virus Aircraft




### Firewall Materials

PART NUMBER	DESCRIPTION	ADDITIONAL DESCRIPTION	QUANTITY	UNIT	FACTORY CHECK	CUSTOMER CHECK
1270	WASHER 5.3	DIN 9021 LIGHT ZN	13	PCS	<input type="checkbox"/>	<input type="checkbox"/>
0882	NUT M5 POLISTOP	DIN 985	2	PCS	<input type="checkbox"/>	<input type="checkbox"/>
1895	SCREW SOCKET CAP M5X16	DIN 912 8 X 8 LIGHT ZN	5	PCS	<input type="checkbox"/>	<input type="checkbox"/>
1901	SCREW SOCKET CAP M5X40	DIN 912 8 X 8 LIGHT ZN	2	PCS	<input type="checkbox"/>	<input type="checkbox"/>
1899	SCREW SOCKET CAP SS M5 X 25	DIN 912 ST. STEEL	1	PCS	<input type="checkbox"/>	<input type="checkbox"/>
0879	INSERT NUT M5 TOOTHED		8	PCS	<input type="checkbox"/>	<input type="checkbox"/>
1808	CABLE EYE PANEL SCREW-DOWN		1	PCS	<input type="checkbox"/>	<input type="checkbox"/>
1807	CABLE EYE PANEL SCREW-DOWN		1	PCS	<input type="checkbox"/>	<input type="checkbox"/>
2004	BOLT HEX 5 X 16	DIN 933 8 X 8 LIGHT ZN	4	PCS	<input type="checkbox"/>	<input type="checkbox"/>
0997	CLAMP RUB-FE Ø20		1	PCS	<input type="checkbox"/>	<input type="checkbox"/>

PART NUMBER	PART	ADDITIONAL DESCRIPTION	QUANTITY	UNIT	FACTORY CHECK	CUSTOMER CHECK
1014001	NOISE ATTENUATION FOAM	FIREWALL	1	PCS	<input type="checkbox"/>	<input type="checkbox"/>
1014100	COCKPIT HEAT FLAP ASSEMBLY		1	PCS	<input type="checkbox"/>	<input type="checkbox"/>
1014010	MATERIAL REQUIRED	FIREWALL ASSEMBLY	1	PCS	<input type="checkbox"/>	<input type="checkbox"/>
1011109	UPHOLSTERY FIREWALL		1	PCS	<input type="checkbox"/>	<input type="checkbox"/>
1011103	UPHOLSTERY BELOW WINDSHIELD		1	PCS	<input type="checkbox"/>	<input type="checkbox"/>
1011104	UPHOLSTERY SIDE COLUMN STRIPE		2	PCS	<input type="checkbox"/>	<input type="checkbox"/>
1011107	UPHOLSTERY TRIANGULAR LEFT		1	PCS	<input type="checkbox"/>	<input type="checkbox"/>
1011108	UPHOLSTERY TRIANGULAR RIGHT		1	PCS	<input type="checkbox"/>	<input type="checkbox"/>
0763	GLUE IN SPRAY TESA 500ML		1	PCS	<input type="checkbox"/>	<input type="checkbox"/>
1035400	OIL CONTAINER SUPPORT		1	PCS	<input type="checkbox"/>	<input type="checkbox"/>
1011010	VELCRO TAPE SET	SINUS & VIRUS CABIN	1	PCS	<input type="checkbox"/>	<input type="checkbox"/>
1370	BASE SOLUTION F VELCRO	3M-4297	0.05	L	<input type="checkbox"/>	<input type="checkbox"/>
3064	PROTECT FUEL HOSE Ø10	FSB10	1.1	M	<input type="checkbox"/>	<input type="checkbox"/>
1014104	COCKPIT HEAT INSERT	CARBON FIBRE	1	PCS	<input type="checkbox"/>	<input type="checkbox"/>

Kit Manual Components for Pipistrel Sinus & Virus Aircraft






## Fuel Lines

PART NUMBER	DESCRIPTION	ADDITIONAL DESCRIPTION	QUANTITY	UNIT	FACTORY CHECK	CUSTOMER CHECK
2004	BOLT HEX 5X16	DIN 933 8 X 8 LIGHT ZN	4	PCS	<input type="checkbox"/>	<input type="checkbox"/>
1270	WASHER 5.3	DIN 9021 LIGHT ZN	4	PCS	<input type="checkbox"/>	<input type="checkbox"/>
1269	WASHER 5.3	DIN 125	4	PCS	<input type="checkbox"/>	<input type="checkbox"/>
0882	NUT M5 POLISTOP	DIN 985	4	PCS	<input type="checkbox"/>	<input type="checkbox"/>
0054	BLAZILEC ROC.ZRAČNE ZAVORE	M4 X 5 20 X 20	1	PCS	<input type="checkbox"/>	<input type="checkbox"/>

PART NUMBER	DESCRIPTION	ADDITIONAL DESCRIPTION	QTY	UNIT	FACTORY CHECK	CUSTOMER CHECK
1013300	FUEL VALVE W FITTINGS ASSEMBLY		3	PCS	<input type="checkbox"/>	<input type="checkbox"/>
1266	WASHER 4.3 WIDE	DIN 9021 LIGHT ZN	8	PCS	<input type="checkbox"/>	<input type="checkbox"/>
0694	RIVET ALUMINIUM 4 X 10		8	PCS	<input type="checkbox"/>	<input type="checkbox"/>
1813	CABLE EYE PANEL MOUNT 25 X 30 X 36		4	PCS	<input type="checkbox"/>	<input type="checkbox"/>
1013401	HOSE CLAMP MYLAR		8	PCS	<input type="checkbox"/>	<input type="checkbox"/>
1860	VEZICA 36X140 MM ČRNA	THOMAS & BEETS	14	PCS	<input type="checkbox"/>	<input type="checkbox"/>
1810	CABLE EYE PANEL MOUNT 13 X 21 X 26		1	PCS	<input type="checkbox"/>	<input type="checkbox"/>
1815	CABLE EYE PANEL MOUNT 6 X 10 X 13		1	PCS	<input type="checkbox"/>	<input type="checkbox"/>
1289	WASHER SS Φ16Φ10		1	PCS	<input type="checkbox"/>	<input type="checkbox"/>
0997	CLAMP RUB-FE Φ20		1	PCS	<input type="checkbox"/>	<input type="checkbox"/>
1013415	FUEL RETURN CIRCUIT HOSE	FLEX HOSES	1	PCS	<input type="checkbox"/>	<input type="checkbox"/>
1013425	FUEL HOSE GASULATOR. SIDE ASSEMBLY	FLEX HOSES	1	PCS	<input type="checkbox"/>	<input type="checkbox"/>
1013435	INSERT TEE KIT ASSEMBLY.	FUEL SYSTEM	1	PCS	<input type="checkbox"/>	<input type="checkbox"/>
1013230	MATERIAL REQUIRED	FUEL SYSTEM INSIDE COCKPIT	1	PCS	<input type="checkbox"/>	<input type="checkbox"/>
1013215	FUEL MAIN CIRCUIT CONNECTOR F	COCKPIT	2	PCS	<input type="checkbox"/>	<input type="checkbox"/>
1013121	MATERIAL REQUIRED	TOP METAL STRUTS - CAGE	1	PCS	<input type="checkbox"/>	<input type="checkbox"/>



## Kit Manual Components for Pipistrel Sinus & Virus Aircraft



### Elevator Trim

PART NUMBER	PART	ADDITIONAL DESCRIPTION	QUANTITY	UNIT	FACTORY CHECK	CUSTOMER CHECK
1012120	ELEV TRIM REAR ASSEMBLY		1	PCS	<input type="checkbox"/>	<input type="checkbox"/>
1012110	ELEVATOR TRIM ASSEMBLY		1	PCS	<input type="checkbox"/>	<input type="checkbox"/>



## Flap Handle

PART NUMBER	DESCRIPTION	ADDITIONAL DESCRIPTION	QUANTITY	UNIT	FACTORY CHECK	CUSTOMER CHECK
2004	BOLT HEX 5 X 16	DIN 933 8 X 8 LIGHT ZN	4	PCS	<input type="checkbox"/>	<input type="checkbox"/>
1938	BOLT SOCKET TRUSS HEAD M4 X 12		4	PCS	<input type="checkbox"/>	<input type="checkbox"/>
1986	SCREW HEX LAG 4.2 X 9.5 BLACK		7	PCS	<input type="checkbox"/>	<input type="checkbox"/>
1270	WASHER 6.4 X 14 X 1.5	DIN 9021 LIGHT ZN	4	PCS	<input type="checkbox"/>	<input type="checkbox"/>
1269	WASHER 5.3	DIN 125 LIGHT ZN	4	PCS	<input type="checkbox"/>	<input type="checkbox"/>
1266	WASHER 4.3 WIDE	DIN 9021 LIGHT ZN	4	PCS	<input type="checkbox"/>	<input type="checkbox"/>
0882	NUT M5 POLISTOP	DIN 985	4	PCS	<input type="checkbox"/>	<input type="checkbox"/>
0877	NUT M4 POLISTOP	DIN 985	4	PCS	<input type="checkbox"/>	<input type="checkbox"/>
2177	FLAP HANDLE PROTECTION SEAL		1	PCS	<input type="checkbox"/>	<input type="checkbox"/>

PART NUMBER	DESCRIPTION	ADDITIONAL DESCRIPTION	QUANTITY	UNIT	FACTORY CHECK	CUSTOMER CHECK
0484	INSERT NUT M4 X 7.05 X 10.5		4	PCS	<input type="checkbox"/>	<input type="checkbox"/>
1939	BOLT SOCKET TRUSS HEAD M4 X 16		4	PCS	<input type="checkbox"/>	<input type="checkbox"/>

PART NUMBER	DESCRIPTION	ADDITIONAL DESCRIPTION	QUANTITY	UNIT	FACTORY CHECK	CUSTOMER CHECK
1905	SCREW SOCKET CAP M6 X 16	DIN 912 8 X 8 LIGHT ZN	14	PCS	<input type="checkbox"/>	<input type="checkbox"/>
1273	WASHER 6.4 X 18 X 1.5	DIN 9021 LIGHT ZN	8	PCS	<input type="checkbox"/>	<input type="checkbox"/>
0488	INSERT NUT M6 X 8.05 X 13		6	PCS	<input type="checkbox"/>	<input type="checkbox"/>
0890	NUT M6 POLISTOP	DIN 985	8	PCS	<input type="checkbox"/>	<input type="checkbox"/>
0233	BRAKE FL LINE RISLAN 6 X 3 WHITE	DIN 74324	4.8	M	<input type="checkbox"/>	<input type="checkbox"/>



## Kit Manual Components for Pipistrel Sinus & Virus Aircraft



### Rudder Cables

PART NUMBER	DESCRIPTION	ADDITIONAL DESCRIPTION	QUANTITY	UNIT	FACTORY CHECK	CUSTOMER CHECK
1538	WIRE CONNECTOR 3 MM		6	PCS	<input type="checkbox"/>	<input type="checkbox"/>
1525	WIRE ROPE NICOPRESS $\Phi$ 3MM		12	PCS	<input type="checkbox"/>	<input type="checkbox"/>
1860	CABLE TIE 36 X 140MM BLACK	THOMAS & BEETS	8	PCS	<input type="checkbox"/>	<input type="checkbox"/>

## Kit Manual Components for Pipistrel Sinus & Virus Aircraft

2016	BOLT HEX 6 X 30	DIN 931 8 X 8 LIGHT ZN	2	PCS	<input type="checkbox"/>	<input type="checkbox"/>
1273	WASHER 6.4 X 14 X 2		4	PCS	<input type="checkbox"/>	<input type="checkbox"/>
0890	NUT M6 POLISTOP	DIN 985	2	PCS	<input type="checkbox"/>	<input type="checkbox"/>
1012201	BUSHING ST STEEL 8 X 1 X 16MM		2	PCS	<input type="checkbox"/>	<input type="checkbox"/>

PART NUMBER	PART	ADDITIONAL DESCRIPTION	QUANTITY	UNIT	FACTORY CHECK	CUSTOMER CHECK
1012200	RUDDER CABLES ASSEMBLY		1	PCS	<input type="checkbox"/>	<input type="checkbox"/>
1012210	MATERIAL REQUIRED	CABLE INSTALLATION	1	PCS	<input type="checkbox"/>	<input type="checkbox"/>
0234	BRAKE FL.LINE RISLAN 6 X 3 BLACK	DIN 74324	6.4	M	<input type="checkbox"/>	<input type="checkbox"/>



### Tail Wheel

PART NUMBER	DESCRIPTION	ADDITIONAL DESCRIPTION	QUANTITY	UNIT	FACTORY CHECK	CUSTOMER CHECK
1022311	BOLT THREAD SPRING		2	PCS	<input type="checkbox"/>	<input type="checkbox"/>
1022312	SPACER F RUD.SPRING CLEARANCE		2	PCS	<input type="checkbox"/>	<input type="checkbox"/>
1270	WASHER 5.3	DIN 9021 LIGHT ZN	2	PCS	<input type="checkbox"/>	<input type="checkbox"/>
1269	WASHER 5.3	DIN 125	2	PCS	<input type="checkbox"/>	<input type="checkbox"/>
0881	NUT M5 PLAIN	DIN 934	2	PCS	<input type="checkbox"/>	<input type="checkbox"/>
0882	NUT M5 POLISTOP	DIN 985	2	PCS	<input type="checkbox"/>	<input type="checkbox"/>
0808	BEARING POS5		2	PCS	<input type="checkbox"/>	<input type="checkbox"/>
1902	SCREW SOCKET CAP SS M5 X 40		2	PCS	<input type="checkbox"/>	<input type="checkbox"/>
2131	SPRING F STEAR. TAIL WHEEL	2 X 10 X 130	2	PCS	<input type="checkbox"/>	<input type="checkbox"/>
1022103	BEARING RETAINER TAIL WHEEL		1	PCS	<input type="checkbox"/>	<input type="checkbox"/>

## Kit Manual Components for Pipistrel Sinus & Virus Aircraft

1992	BOLT HEX 10 X 100 A2	DIN 931 ST STEEL	1	PCS	<input type="checkbox"/>	<input type="checkbox"/>
1254	WASHER 10 X 38 X 2.5		1	PCS	<input type="checkbox"/>	<input type="checkbox"/>
1256	WASHER 10.5 PLAIN	DIN 125 LIGHT ZN	2	PCS	<input type="checkbox"/>	<input type="checkbox"/>
0863	NUT M10 POLISTOP	DIN 985	1	PCS	<input type="checkbox"/>	<input type="checkbox"/>

PART NUMBER	PART	ADDITIONAL DESCRIPTION	QUANTITY	UNIT	FACTORY CHECK	CUSTOMER CHECK
1022100	TAIL WHEEL STEARABLE ASSEMBLY		1	PCS	<input type="checkbox"/>	<input type="checkbox"/>
1022310	MATERIAL REQUIRED	STEERABLE TAIL WHEEL ASSEMBLY	1	PCS	<input type="checkbox"/>	<input type="checkbox"/>



## Rudder

PART NUMBER	DESCRIPTION	ADDITIONAL DESCRIPTION	QUANTITY	UNIT	FACTORY CHECK	CUSTOMER CHECK
1052411	BOLT M6 X 28		2	PCS	<input type="checkbox"/>	<input type="checkbox"/>
1052412	WASHER 6.4 X 12MM		4	PCS	<input type="checkbox"/>	<input type="checkbox"/>
1271	WASHER 6.4 X 14 X 1.5	DIN 125 LIGHT ZN	2	PCS	<input type="checkbox"/>	<input type="checkbox"/>
0890	NUT M6 POLISTOP	DIN 985	2	PCS	<input type="checkbox"/>	<input type="checkbox"/>

PART NUMBER	DESCRIPTION	ADDITIONAL DESCRIPTION	QUANTITY	UNIT	FACTORY CHECK	CUSTOMER CHECK
2004	BOLT HEX 5 X 16	DIN 933 8 X 8 LIGHT ZN	10	PCS	<input type="checkbox"/>	<input type="checkbox"/>
1269	WASHER 5.3	DIN 125 LIGHT ZN	10	PCS	<input type="checkbox"/>	<input type="checkbox"/>
0882	NUT M5 POLISTOP	DIN 985	2	PCS	<input type="checkbox"/>	<input type="checkbox"/>
1273	WASHER 6.4 X 18 X 1.5	DIN 9021 LIGHT ZN	4	PCS	<input type="checkbox"/>	<input type="checkbox"/>
1271	WASHER 6.4 X 14 X 1.5	DIN 125 LIGHT ZN	4	PCS	<input type="checkbox"/>	<input type="checkbox"/>
0890	NUT M6 POLISTOP	DIN 985	6	PCS	<input type="checkbox"/>	<input type="checkbox"/>
1051226	BUSHING 8 X 1 X 5MM ST. STEEL		2	PCS	<input type="checkbox"/>	<input type="checkbox"/>
1905	SCREW SOCKET CAP M6X16	DIN 912 8 X 8 LIGHT ZN	2	PCS	<input type="checkbox"/>	<input type="checkbox"/>
1051220	SWINGARM RUDDER DRIVE ASSEMBLY		1	PCS	<input type="checkbox"/>	<input type="checkbox"/>
2191	CONT THREAD STUD SS 5 X 20		2	PCS	<input type="checkbox"/>	<input type="checkbox"/>
1012202	BOLT M6 X 18		2	PCS	<input type="checkbox"/>	<input type="checkbox"/>

PART NUMBER	PART	QUANTITY	UNIT	FACTORY CHECK	CUSTOMER CHECK
1051100	TOP RUDDER HINGE ASSEMBLY	1	PCS	<input type="checkbox"/>	<input type="checkbox"/>
1051300	RUDDER SEALS ASSEMBLY	1	PCS	<input type="checkbox"/>	<input type="checkbox"/>

## Kit Manual Components for Pipistrel Sinus & Virus Aircraft

1051230	MATERIAL REQUIRED	RUDDER HINGE ASSEMBLY	1	PCS	<input type="checkbox"/>	<input type="checkbox"/>
1052410	MATERIAL REQUIRED	SWINGARM FOR ELEVATOR DRIVE	1	PCS	<input type="checkbox"/>	<input type="checkbox"/>
1504	RUDDER	SINUS & VIRUS	1	PCS	<input type="checkbox"/>	<input type="checkbox"/>
1051200	BOTTOM RUDDER HINGE ASSEMBLY		1	PCS	<input type="checkbox"/>	<input type="checkbox"/>



**Elevator**

PART NUMBER	DESCRIPTION	ADDITIONAL DESCRIPTION	QUANTITY	UNIT	FACTORY CHECK	CUSTOMER CHECK
1052210	SECURING PIN ASSEMBLY	HORIZONTAL TAIL PLANE	1	PCS	<input type="checkbox"/>	<input type="checkbox"/>
2140	SPRING F HOR. TAILPLANE FIX	1.4 X 24.3 X 59	1	PCS	<input type="checkbox"/>	<input type="checkbox"/>
2097	CIRCLIP Ø25 INTERNAL		1	PCS	<input type="checkbox"/>	<input type="checkbox"/>
1052203	CAP F HORIZONTAL TAILPLANE		1	PCS	<input type="checkbox"/>	<input type="checkbox"/>
1256	WASHER 10.5 PLAIN	DIN 125 LIGHT ZN	1	PCS	<input type="checkbox"/>	<input type="checkbox"/>
1052100	ELEVATOR HINGES ASSEMBLY		1	PCS	<input type="checkbox"/>	<input type="checkbox"/>

PART NUMBER	DESCRIPTION	ADDITIONAL DESCRIPTION	QUANTITY	UNIT	FACTORY CHECK	CUSTOMER CHECK
1052101	ELEVATOR HINGE		5	PCS	<input type="checkbox"/>	<input type="checkbox"/>
1052102	ELEVATOR HINGE F FIX NUT		1	PCS		<input type="checkbox"/>
0882	NUT M5 POLISTOP	DIN 985	7	PCS	<input type="checkbox"/>	<input type="checkbox"/>
1269	WASHER 5.3	DIN 125 LIGHT ZN	7	PCS	<input type="checkbox"/>	<input type="checkbox"/>

PART NUMBER	DESCRIPTION	ADDITIONAL DESCRIPTION	QUANTITY	UNIT	FACTORY CHECK	CUSTOMER CHECK
1052011	ELEVATOR HINGE		1	PCS	<input type="checkbox"/>	<input type="checkbox"/>
1052012	ELEVATOR HINGE PIN		1	PCS	<input type="checkbox"/>	<input type="checkbox"/>
0890	NUT M6 POLISTOP	DIN 985	1	PCS	<input type="checkbox"/>	<input type="checkbox"/>
0809	ROD END BEARING M6		1	PCS	<input type="checkbox"/>	<input type="checkbox"/>
1895	SCREW SOCKET CAP M5 X 16	DIN 912 8 X 8 LIGHT ZN	3	PCS	<input type="checkbox"/>	<input type="checkbox"/>
1270	WASHER 5.3	DIN 9021 LIGHT ZN	3	PCS	<input type="checkbox"/>	<input type="checkbox"/>
0882	NUT M5 POLISTOP	DIN 985	5	PCS	<input type="checkbox"/>	<input type="checkbox"/>
0888	NUT M6 PLAIN	DIN 934	1	PCS	<input type="checkbox"/>	<input type="checkbox"/>
1271	WASHER 6.4 X 14 X 1.5	DIN 125 LIGHT ZN	1	PCS	<input type="checkbox"/>	<input type="checkbox"/>
1012638	BOLT M6X24		1	PCS	<input type="checkbox"/>	<input type="checkbox"/>

PART NUMBER	PART	ADDITIONAL DESCRIPTION	QUANTITY	UNIT	FACTORY CHECK	CUSTOMER CHECK
1052200	MATERIAL REQUIRED	ELEVATOR HINGE SECURITY BOLT	1	PCS	<input type="checkbox"/>	<input type="checkbox"/>
1052320	PUSHROD VERTICAL ASSEMBLY	PUSHROD VERTICAL ASSEMBLY	1	PCS	<input type="checkbox"/>	<input type="checkbox"/>
1308	ELEVATOR DRIVE		1	PCS	<input type="checkbox"/>	<input type="checkbox"/>
1052020	MATERIAL REQUIRED	ELEVATOR DRIVE INSTALLATION	1	PCS	<input type="checkbox"/>	<input type="checkbox"/>
2067	ELEVATOR		1	PCS	<input type="checkbox"/>	<input type="checkbox"/>
1539	HORIZONTAL STABILIZER		1	PCS	<input type="checkbox"/>	<input type="checkbox"/>

## Kit Manual Components for Pipistrel Sinus & Virus Aircraft



### Control System

PART NUMBER	DESCRIPTION	ADDITIONAL DESCRIPTION	QUANTITY	UNIT	FACTORY CHECK	CUSTOMER CHECK
1988	SCREW HEX LAG 4.2 X 13		8	PCS	<input type="checkbox"/>	<input type="checkbox"/>
1986	SCREW HEX LAG 4.2 X 9.5 BLACK		4	PCS	<input type="checkbox"/>	<input type="checkbox"/>

PART NUMBER	PART	ADDITIONAL DESCRIPTION	QUANTITY	UNIT	FACTORY CHECK	CUSTOMER CHECK
1012610	CONTROL STICK ASSEMBLY		2	PCS	<input type="checkbox"/>	<input type="checkbox"/>
1012630	PUSHROD VERTICAL ASSEMBLY	AIL & FLAP CONTROL	1	PCS	<input type="checkbox"/>	<input type="checkbox"/>

## Kit Manual Components for Pipistrel Sinus & Virus Aircraft

1012800	CENTRAL TRANSMISSION ASSEMBLY	CONTROLS	1	PCS	<input type="checkbox"/>	<input type="checkbox"/>
1081310	MATERIAL REQUIRED	SLEEVE CONTROL STICK	1	PCS	<input type="checkbox"/>	<input type="checkbox"/>
0845	CONTROL STICK SLEEVE	SINUS, VIRUS & TAURUS	2	PCS	<input type="checkbox"/>	<input type="checkbox"/>
7020	UNDERPIECE F CTRL ST SLEAVE		2	PCS	<input type="checkbox"/>	<input type="checkbox"/>



### Pushrod Control System

PART NUMBER	PART	ADDITIONAL DESCRIPTION	QUANTITY	UNIT	FACTORY CHECK	CUSTOMER CHECK
1012500	PUSHROD VERTICAL	AIL & FLAP CONTROL SINUS	2	PCS	<input type="checkbox"/>	<input type="checkbox"/>

## Kit Manual Components for Pipistrel Sinus & Virus Aircraft

1012400	PUSHROD CTRL SYSTEM ASSEMBLY	AIL & FLAP CONTROL	2	PCS	<input type="checkbox"/>	<input type="checkbox"/>
1012440	MATERIAL REQUIRED	LATERAL FLP PSHRD INSTAL	1	PCS	<input type="checkbox"/>	<input type="checkbox"/>
1494	SILICON NATURAL BLACK		0.1	PCS	<input type="checkbox"/>	<input type="checkbox"/>
1313	DOME F CONTROLS COVER	FLAP CONTROL	1	PCS	<input type="checkbox"/>	<input type="checkbox"/>

PART NUMBER	DESCRIPTION	ADDITIONAL DESCRIPTION	QUANTITY	UNIT	FACTORY CHECK	CUSTOMER CHECK
1012430	NUT FLAP LATERAL CONNECTION	AIL. & FLAP CONTROL	1	PCS	<input type="checkbox"/>	<input type="checkbox"/>
1012441	BOLT M6 X 20		2	PCS	<input type="checkbox"/>	<input type="checkbox"/>
0888	NUT M6 PLAIN	DIN 934	2	PCS	<input type="checkbox"/>	<input type="checkbox"/>
0890	NUT M6 POLISTOP	DIN 985	2	PCS	<input type="checkbox"/>	<input type="checkbox"/>
0810	BEARING POS6 CCVI		2	PCS	<input type="checkbox"/>	<input type="checkbox"/>
1012431	NUT SOCKET M6 X 37		1	PCS	<input type="checkbox"/>	<input type="checkbox"/>



## Kit Manual Components for Pipistrel Sinus & Virus Aircraft




### Electrical Equipment

PART NUMBER	DESCRIPTION	ADDITIONAL DESCRIPTION	QUANTITY	UNIT	FACTORY CHECK	CUSTOMER CHECK
1815	CABLE EYE PANEL MOUNT	6 X 10 X 13	1	PCS	<input type="checkbox"/>	<input type="checkbox"/>
0484	INSERT NUT	M4 X 7.05 X 10.5	2	PCS	<input type="checkbox"/>	<input type="checkbox"/>
1939	BOLT SOCKET TRUSS HEAD	M4 X 16	2	PCS	<input type="checkbox"/>	<input type="checkbox"/>

PART NUMBER	PART	ADDITIONAL DESCRIPTION	QUANTITY	UNIT	FACTORY CHECK	CUSTOMER CHECK
1071100	ELECTRICAL PANEL ASSEMBLY		1	PCS	<input type="checkbox"/>	<input type="checkbox"/>
1071200	BATTERY 8AH ASSEMBLY		1	PCS	<input type="checkbox"/>	<input type="checkbox"/>
0840	LANDING LIGHT A	SINUS & VIRUS	1	PCS	<input type="checkbox"/>	<input type="checkbox"/>
1017110	LANDING LIGHT CABLE ASSEMBLY		1	PCS	<input type="checkbox"/>	<input type="checkbox"/>
1017120	MATERIAL REQUIRED	FRONT LIGHT	1	PCS	<input type="checkbox"/>	<input type="checkbox"/>
0362	WING STROBO LIGHT UNIT	NEW WIDE	1	PCS	<input type="checkbox"/>	<input type="checkbox"/>
1041521	PWR UNIT POWER CONNECTOR		1	PCS	<input type="checkbox"/>	<input type="checkbox"/>
1041520	LIGHT PWR UNIT CONNECTOR ASSEMBLY		1	PCS	<input type="checkbox"/>	<input type="checkbox"/>
1863	CABLE TIE 3.6 X 208MM BLACK	THOMAS & BEETS	100	PCS	<input type="checkbox"/>	<input type="checkbox"/>
1862	CABLE TIE 2.4 X 208MM BLACK	THOMAS & BEETS	100	PCS	<input type="checkbox"/>	<input type="checkbox"/>
1071170	CABLE F SWITCHBOARD ASSEMBLY		0	PCS	<input type="checkbox"/>	<input type="checkbox"/>





## Kit Manual Components for Pipistrel Sinus & Virus Aircraft



### Cockpit Panel

PART NUMBER	DESCRIPTION	ADDITIONAL DESCRIPTION	QUANTITY	UNIT	FACTORY CHECK	CUSTOMER CHECK
1847	FUSE 15A Universal		1	PCS	<input type="checkbox"/>	<input type="checkbox"/>
1848	FUSE 20A Universal		3	PCS	<input type="checkbox"/>	<input type="checkbox"/>
1849	FUSE 25A Universal		1	PCS	<input type="checkbox"/>	<input type="checkbox"/>

PART NUMBER	DESCRIPTION	ADDITIONAL DESCRIPTION	QUANTITY	UNIT	FACTORY CHECK	CUSTOMER CHECK
1954	BOLT Button head M4x10		33	PCS	<input type="checkbox"/>	<input type="checkbox"/>
0516	VELCRO DUAL SJ3571 F	50.8X45.7	0.5	M	<input type="checkbox"/>	<input type="checkbox"/>
0517	VELCRO DUAL SJ3572 M	50.8X45.7	0.5	M	<input type="checkbox"/>	<input type="checkbox"/>
1653	UPHOLSTERY Magic L Blue		0.1	m2	<input type="checkbox"/>	<input type="checkbox"/>
1018	LINING ASSOTECH S4380PE		2.5	M	<input type="checkbox"/>	<input type="checkbox"/>

PART NUMBER	DESCRIPTION	ADDITIONAL DESCRIPTION	QUANTITY	UNIT	FACTORY CHECK	CUSTOMER CHECK
1986	SCREW Hex Lag 4.2x9.5 Black		12	PCS	<input type="checkbox"/>	<input type="checkbox"/>
1989	SCREW Hex Lag 4.2x19		5	PCS	<input type="checkbox"/>	<input type="checkbox"/>



PART NUMBER	DESCRIPTION	ADDITIONAL DESCRIPTION	QUANTITY	UNIT	FACTORY CHECK	CUSTOMER CHECK
1988	SCREW Hex Lag 4.2x13		3	PCS	<input type="checkbox"/>	<input type="checkbox"/>
1814	CABLE EYE Panel Mnt 4x6x9		3	PCS	<input type="checkbox"/>	<input type="checkbox"/>
2431	BOLT Button head M4x12 Blk Zn	ISO 7380 10.9	2	PCS	<input type="checkbox"/>	<input type="checkbox"/>
0877	NUT M4 Polistop	DIN 985	2	PCS	<input type="checkbox"/>	<input type="checkbox"/>

PART NUMBER	PART	ADDITIONAL DESCRIPTION	QUANTITY	UNIT	FACTORY CHECK	CUSTOMER CHECK
0561	SLIPDRIFT INDICATOR Small		1	PCS	<input type="checkbox"/>	<input type="checkbox"/>
1418	COCKPIT HEAT LEVER w Cable		1	PCS	<input type="checkbox"/>	<input type="checkbox"/>
0596	MAGNETIC COMPASS CM-24		1	PCS	<input type="checkbox"/>	<input type="checkbox"/>
1072200	SWITCHBOARD Assembly		1	PCS	<input type="checkbox"/>	<input type="checkbox"/>
1037300	VARIO PROPELLER DRIVE	Sinus 912	1	PCS	<input type="checkbox"/>	<input type="checkbox"/>
1072302	MATERIAL REQUIRED	Large Inst Panel	1	PCS	<input type="checkbox"/>	<input type="checkbox"/>

## Kit Manual Components for Pipistrel Sinus & Virus Aircraft

1074101	FUSE SET Cockpit Standard		1	PCS
1072330	MATERIAL REQUIRED	Large Inst. Panel	1	PCS
1072313	INST.PANEL TOWER Carbon Look	Standard Instrument Panel	1	PCS
1072322	INST.PANEL TOP COVER Nextel		1	PCS
1074102	MATERIAL REQUIRED	Magnetic compass slip drift indicator	1	PCS
1072311	INST.PANEL Carbon Look	Standard Instrument Panel	1	PCS
1072308	WIRE SWICH OFF THE BATTERY		1	PCS





## Engine Equipment

PART NUMBER	DESCRIPTION	ADDITIONAL DESCRIPTION	QUANTITY	UNIT	FACTORY CHECK	CUSTOMER CHECK
1037201	BUSHING f CABLE BOLT		1	PCS	<input type="checkbox"/>	<input type="checkbox"/>
1037202	BOWDEN CABLE SUPPORT		1	PCS	<input type="checkbox"/>	<input type="checkbox"/>
1037203	BOLT M6x20	Vario Prop. Attaching	1	PCS	<input type="checkbox"/>	<input type="checkbox"/>
2127	SPRING f RUDDER PEDALS		1	PCS	<input type="checkbox"/>	<input type="checkbox"/>
1967	SETTING SCREW M6 Large	555	1	PCS	<input type="checkbox"/>	<input type="checkbox"/>
1250	WASHER 8.4x17x1.5		2	PCS	<input type="checkbox"/>	<input type="checkbox"/>
0890	NUT M6 Polistop	DIN 985	1	PCS	<input type="checkbox"/>	<input type="checkbox"/>
0895	NUT M8 Polistop	DIN 985	1	PCS	<input type="checkbox"/>	<input type="checkbox"/>
0166	FUEL HOSE 7x12		0.05	M	<input type="checkbox"/>	<input type="checkbox"/>
1273	WASHER 6.4x18x1.5	DIN 9021 Light Zn	1	PCS	<input type="checkbox"/>	<input type="checkbox"/>
1271	WASHER 6.4x14x1.5	DIN 125 Light Zn	1	PCS	<input type="checkbox"/>	<input type="checkbox"/>

PART NUMBER	DESCRIPTION	ADDITIONAL DESCRIPTION	QUANTITY	UNIT	FACTORY CHECK	CUSTOMER CHECK
1031500	SPACER f ENGINE MOUNT 912		4	PCS	<input type="checkbox"/>	<input type="checkbox"/>
1031600	BOLTS KIT f ENG.MOUNT Assembly		1	PCS	<input type="checkbox"/>	<input type="checkbox"/>
0061	SHOCK ABS. f 912 ENGINE		8	PCS	<input type="checkbox"/>	<input type="checkbox"/>
1599	RING f ENG. MOUNT Ø8mm		8	PCS	<input type="checkbox"/>	<input type="checkbox"/>

PART NUMBER	DESCRIPTION	ADDITIONAL DESCRIPTION	QUANTITY	UNIT	FACTORY CHECK	CUSTOMER CHECK
2003	BOLT Hex 5x10	DIN 933 8 x 8 Light Zn	2	PCS	<input type="checkbox"/>	<input type="checkbox"/>
1905	SCREW Socket Cap M6x16	DIN 912 8 x 8 Light Zn	5	PCS	<input type="checkbox"/>	<input type="checkbox"/>
2009	BOLT Hex 6x10	DIN 933 8 x 8 Light Zn	5	PCS	<input type="checkbox"/>	<input type="checkbox"/>
1285	WASHER Ø6 Helical Curved		11	PCS	<input type="checkbox"/>	<input type="checkbox"/>
1035200	SPACING SUPPORT f OIL RAD.		2	PCS	<input type="checkbox"/>	<input type="checkbox"/>
0986	CLAMP Ø13-9		4	PCS	<input type="checkbox"/>	<input type="checkbox"/>
2016	BOLT Hex 6x30	DIN 931 8 x 8 Light Zn	2	PCS	<input type="checkbox"/>	<input type="checkbox"/>
0982	HOSE CLAMP 25-4014		1	PCS	<input type="checkbox"/>	<input type="checkbox"/>
1271	WASHER 6.4x14x1.5	DIN 125 Light Zn	6	PCS	<input type="checkbox"/>	<input type="checkbox"/>
0888	NUT M6 Plain	DIN 934	10	PCS	<input type="checkbox"/>	<input type="checkbox"/>
1894	SCREW Socket Cap M5x10		2	PCS	<input type="checkbox"/>	<input type="checkbox"/>
0882	NUT M5 Polistop	DIN 985	2	PCS	<input type="checkbox"/>	<input type="checkbox"/>
0056	SHOCK ABS. 25x20xM6	Rubber	2	PCS	<input type="checkbox"/>	<input type="checkbox"/>
0058	SHOCK ABS. Ø20x20xM6	Rubber	1	PCS	<input type="checkbox"/>	<input type="checkbox"/>
2013	BOLT Hex 6x20	DIN 933 8 x 8 Light Zn	2	PCS	<input type="checkbox"/>	<input type="checkbox"/>
1033200	SPACER Hex Shp M6-M8 Thread	For Fuel Hose Clearance	1	PCS	<input type="checkbox"/>	<input type="checkbox"/>
0997	CLAMP Rub-Fe Ø20		1	PCS	<input type="checkbox"/>	<input type="checkbox"/>
0998	CLAMP Rub-Fe Ø22		1	PCS	<input type="checkbox"/>	<input type="checkbox"/>
0106	TEMP SHRINK TUBE		2	PCS	<input type="checkbox"/>	<input type="checkbox"/>
0990	CLAMP Ø18-9		1	PCS	<input type="checkbox"/>	<input type="checkbox"/>
1994	BOLT Hex 10x16	DIN 933 8 x 8 Gold Zn	1	PCS	<input type="checkbox"/>	<input type="checkbox"/>
1256	WASHER 10.5 plain	DIN 125 Light Zn	1	PCS	<input type="checkbox"/>	<input type="checkbox"/>
0981	HOSE CLAMP 16-2514		2	PCS	<input type="checkbox"/>	<input type="checkbox"/>
0985	CLAMP Ø12-9		3	PCS	<input type="checkbox"/>	<input type="checkbox"/>
1352	HOSE FITTING f OIL RADIATOR		1	PCS	<input type="checkbox"/>	<input type="checkbox"/>
1034030	IGNITION COILS SUPPORT		2	PCS	<input type="checkbox"/>	<input type="checkbox"/>

## Kit Manual Components for Pipistrel Sinus & Virus Aircraft

1034060	SPACER f H.V. COILS SS Short		1	PCS	<input type="checkbox"/>	<input type="checkbox"/>
1034070	SPACER f H.V. COILS SS Long		1	PCS	<input type="checkbox"/>	<input type="checkbox"/>
1034061	SUPPORT f H.V. COILS SS Bent		2	PCS	<input type="checkbox"/>	<input type="checkbox"/>
1918	SCREW Socket Cap M8x30	DIN 912 8 x 8 Light Zn	1	PCS	<input type="checkbox"/>	<input type="checkbox"/>
1279	WASHER 8.4x24x2	DIN 9021 Light Zn	1	PCS	<input type="checkbox"/>	<input type="checkbox"/>
0890	NUT M6 Polistop	DIN 985	7	PCS	<input type="checkbox"/>	<input type="checkbox"/>
2014	BOLT Hex 6x25	DIN 931 8 x 8 Light Zn	1	PCS	<input type="checkbox"/>	<input type="checkbox"/>
1269	WASHER 5.3	DIN 125 Light Zn	3	PCS	<input type="checkbox"/>	<input type="checkbox"/>
1031400	SPACER BUSHING $\Phi$ 20x $\Phi$ 18x10.2		1	PCS	<input type="checkbox"/>	<input type="checkbox"/>
1033003	SPACER FOR GASCOLATOR		2	PCS	<input type="checkbox"/>	<input type="checkbox"/>

PART NUMBER	DESCRIPTION	ADDITIONAL DESCRIPTION	QUANTITY	UNIT	FACTORY CHECK	CUSTOMER CHECK
1031601	BOLT f ENGINE MOUNT M6x28		2	PCS	<input type="checkbox"/>	<input type="checkbox"/>
1031602	BOLT f ENGINE MOUNT M6x33		3	PCS	<input type="checkbox"/>	<input type="checkbox"/>
1892	SCREW Socket Cap M10x25	DIN 912 8 x 8 Light Zn	5	PCS	<input type="checkbox"/>	<input type="checkbox"/>
3251	WASHER 6.4x14x1.5	DIN 6798 form A	2	PCS	<input type="checkbox"/>	<input type="checkbox"/>
3252	WASHER 8.3x13.6x0.4	DIN 6798 form A	3	PCS	<input type="checkbox"/>	<input type="checkbox"/>
1250	WASHER 8.4x17x1.5	DIN 125 Light Zn	17	PCS	<input type="checkbox"/>	<input type="checkbox"/>
0895	NUT M8 Polistop	DIN 985	7	PCS	<input type="checkbox"/>	<input type="checkbox"/>
1256	WASHER 10.5 plain	DIN 125 Light Zn	5	PCS	<input type="checkbox"/>	<input type="checkbox"/>
0890	NUT M6 Polistop	DIN 985	2	PCS	<input type="checkbox"/>	<input type="checkbox"/>
1273	WASHER 6.4x18x1.5	DIN 9021 Light Zn	2	PCS	<input type="checkbox"/>	<input type="checkbox"/>
1271	WASHER 6.4x14x1.5	DIN 125 Light Zn	6	PCS	<input type="checkbox"/>	<input type="checkbox"/>
1279	WASHER 8.4x24x2	DIN 9021 Light Zn	3	PCS	<input type="checkbox"/>	<input type="checkbox"/>
2049	BOLT Hex 8x90	DIN 931 8 x 8 Light Zn	4	PCS	<input type="checkbox"/>	<input type="checkbox"/>


PART NUMBER	PART	ADDITIONAL DESCRIPTION	QUANTITY	UNIT	FACTORY CHECK	CUSTOMER CHECK
1031200	ENG MNT 912 SIDE BOTTOM ROD		2	PCS	<input type="checkbox"/>	<input type="checkbox"/>
1031300	SHEET METAL f ENGINE MNT 912		1	PCS	<input type="checkbox"/>	<input type="checkbox"/>
1038170	EXHAUST PIPE Y-JOINT	Right	1	PCS	<input type="checkbox"/>	<input type="checkbox"/>
1030020	MATERIAL REQUIRED	Engine Inst. (Bolts) -S. DEPT	1	PCS	<input type="checkbox"/>	<input type="checkbox"/>
0928	ENGINE ROTAX 912 UL 80 HP		1	PCS	<input type="checkbox"/>	<input type="checkbox"/>
2124	SPRING f EXHAUST PIPE Short	2.3x16.3x30.2	8	PCS	<input type="checkbox"/>	<input type="checkbox"/>
1036006	WATER HOSE $\Phi$ 25 Reinforced		1	PCS	<input type="checkbox"/>	<input type="checkbox"/>
1036310	WATER FLOW DISTRIBUTOR R. 912	Type 3 St. Steel	1	PCS	<input type="checkbox"/>	<input type="checkbox"/>
1032800	BOWDEN PLATE SUPPORT Assembly	Rotax 912	1	PCS	<input type="checkbox"/>	<input type="checkbox"/>
2567	PROTECT. f FUEL HOSE $\Phi$ 16		0.8	M	<input type="checkbox"/>	<input type="checkbox"/>
1863	CABLE TIE 3.6x208mm Black	Thomas & Beets	100	PCS	<input type="checkbox"/>	<input type="checkbox"/>
1035501	OIL TUBE Short		1	PCS	<input type="checkbox"/>	<input type="checkbox"/>
1035502	OIL TUBE Long		1	PCS	<input type="checkbox"/>	<input type="checkbox"/>
2517	PROTECT. f FUEL HOSE PJ16		0	M	<input type="checkbox"/>	<input type="checkbox"/>
1031700	MAT. ZA MONT. NOSILCA MOTORJ		1	PCS	<input type="checkbox"/>	<input type="checkbox"/>
1032700	CABLE WIRE DISRIBUTION SUPPORT	For Throttle & Choke	1	PCS	<input type="checkbox"/>	<input type="checkbox"/>
1037100	VARIO PROP LEVER Assembly	Rotax 912	1	PCS	<input type="checkbox"/>	<input type="checkbox"/>
1037200	VARIO PROPELLER DRIVE	Sinus 912	1	PCS	<input type="checkbox"/>	<input type="checkbox"/>
0586	ELBOW PIPE Aluminium 80deg		1	PCS	<input type="checkbox"/>	<input type="checkbox"/>
1036004	WATER HOSE $\Phi$ 25 Short		1	PCS	<input type="checkbox"/>	<input type="checkbox"/>
1035100	OIL RADIATOR Assembly	Rotax 912	1	PCS	<input type="checkbox"/>	<input type="checkbox"/>
1035610	OIL PRESSURE LOW SWITCH	Pressure Probe	1	PCS	<input type="checkbox"/>	<input type="checkbox"/>
1035620	CABLE f OIL PRESSURE SWITCH		1	PCS	<input type="checkbox"/>	<input type="checkbox"/>
1461	EGT PROBE Brauniger		4	PCS	<input type="checkbox"/>	<input type="checkbox"/>
1475	WATER OIL TEMP. PROBE		2	PCS	<input type="checkbox"/>	<input type="checkbox"/>
1698	SEAL f EGT PROBE NECK	8-121.5	4	PCS	<input type="checkbox"/>	<input type="checkbox"/>
1467	FUEL FLOW SENSOR		1	PCS	<input type="checkbox"/>	<input type="checkbox"/>

## Kit Manual Components for Pipistrel Sinus & Virus Aircraft

1033110	FUEL HOSE w PROTECTION Φ6mm		1	PCS	<input type="checkbox"/>	<input type="checkbox"/>
1033120	FUEL HOSE w PROTECTION Φ8mm		1	PCS	<input type="checkbox"/>	<input type="checkbox"/>
0400	FILTER f GASCOLATOR	Mini	1	PCS	<input type="checkbox"/>	<input type="checkbox"/>
1034010	STARTER CABLE Red	Electrical Ground Cable	1	PCS	<input type="checkbox"/>	<input type="checkbox"/>
1034021	CABLE f H.VOLTAGE COILS	New Type	1	PCS	<input type="checkbox"/>	<input type="checkbox"/>
1039100	ENGINE AIR DISTRUBUTOR	Carbon Fibre	1	PCS	<input type="checkbox"/>	<input type="checkbox"/>
1038120	EXHAUST PIPE Engine-Muffler	Cylinder 1 Long	1	PCS	<input type="checkbox"/>	<input type="checkbox"/>
1038130	EXHAUST PIPE Engine-Muffler	Cylinder 2 Long	1	PCS	<input type="checkbox"/>	<input type="checkbox"/>
1038140	EXHAUST ELBOW Engine-Muffler	Cylinder 3	1	PCS	<input type="checkbox"/>	<input type="checkbox"/>
1038150	EXHAUST ELBOW Engine-Muffler	Cylinder 4	1	PCS	<input type="checkbox"/>	<input type="checkbox"/>
1038160	EXCHAUST PIPE Y-JOINT	Left	1	PCS	<input type="checkbox"/>	<input type="checkbox"/>











## Kit Manual Components for Pipistrel Sinus & Virus Aircraft



### Engine Mount

PART NUMBER	PART	ADDITIONAL DESCRIPTION	QUANTITY	UNIT	FACTORY CHECK	CUSTOMER CHECK
1031100	ENGINE MOUNT ROTAX 912	Sinus	1	PCS	<input type="checkbox"/>	<input type="checkbox"/>



### Engine Attachments

PART NUMBER	DESCRIPTION	ADDITIONAL DESCRIPTION	QUANTITY	UNIT	FACTORY CHECK	CUSTOMER CHECK
0617	CABLE WIRE END BARREL Small		3	PCS	<input type="checkbox"/>	<input type="checkbox"/>
0618	CABLE WIRE END BARREL Large		3	PCS	<input type="checkbox"/>	<input type="checkbox"/>
2197	CONT. THREAD STUD 4x6	DIN 914	2	PCS	<input type="checkbox"/>	<input type="checkbox"/>
1032711	TEMP SHRINK TUBE f CABLE WIRE		10	PCS	<input type="checkbox"/>	<input type="checkbox"/>
1032712	CABLE WIRE JOINING MATERIAL		2	PCS	<input type="checkbox"/>	<input type="checkbox"/>

PART NUMBER	DESCRIPTION	ADDITIONAL DESCRIPTION	QUANTITY	UNIT	FACTORY CHECK	CUSTOMER CHECK
1895	SCREW Socket Cap M5x16	DIN 912 8 x 8 Light Zn	2	PCS	<input type="checkbox"/>	<input type="checkbox"/>
1269	WASHER 5.3	DIN 125 Light Zn	6	PCS	<input type="checkbox"/>	<input type="checkbox"/>
0985	CLAMP $\Phi$ 12-9		1	PCS	<input type="checkbox"/>	<input type="checkbox"/>

## Kit Manual Components for Pipistrel Sinus & Virus Aircraft

0986	CLAMP $\Phi$ 13-9		1	PCS	<input type="checkbox"/>	<input type="checkbox"/>
0990	CLAMP $\Phi$ 18-9		2	PCS	<input type="checkbox"/>	<input type="checkbox"/>
1901	SCREW Socket Cap M5x40	DIN 912 8 x 8 Light Zn	2	PCS	<input type="checkbox"/>	<input type="checkbox"/>
0982	HOSE CLAMP 25-4014		3	PCS	<input type="checkbox"/>	<input type="checkbox"/>
0694	RIVET Aluminiumminium 4x10		3	PCS	<input type="checkbox"/>	<input type="checkbox"/>
1030045	RUBBER BRACKET	For Cooling Fluid Container	2	PCS	<input type="checkbox"/>	<input type="checkbox"/>
0882	NUT M5 Polistop	DIN 985	2	PCS	<input type="checkbox"/>	<input type="checkbox"/>
1271	WASHER 6.4x14x1.5	DIN 125 Light Zn	5	PCS	<input type="checkbox"/>	<input type="checkbox"/>
2012	BOLT Hex 6x16	DIN 933 8 x 8 Light Zn	4	PCS	<input type="checkbox"/>	<input type="checkbox"/>
1033002	CAP for Manifold pressure pipe		1	PCS	<input type="checkbox"/>	<input type="checkbox"/>

PART NUMBER	PART	ADDITIONAL DESCRIPTION	QUANTITY	UNIT	FACTORY CHECK	CUSTOMER CHECK
1036500	WATER RADIATOR		1	PCS	<input type="checkbox"/>	<input type="checkbox"/>
1036200	EXCESS WATER CONT. Assembly		1	PCS	<input type="checkbox"/>	<input type="checkbox"/>
1036201	SUPPORT f EXCESS WATER CONT.		1	PCS	<input type="checkbox"/>	<input type="checkbox"/>
1032100	THROTTLE CABLE Assembly	From Handle to Distributor Unit	1	PCS	<input type="checkbox"/>	<input type="checkbox"/>
1032210	THROTTLE CABLE Assembly	On Engine	2	PCS	<input type="checkbox"/>	<input type="checkbox"/>
1032400	CHOKE CABLE Assembly	From Handle to Distributor Unit	1	PCS	<input type="checkbox"/>	<input type="checkbox"/>
1032510	CHOKE CABLE Assembly	On Engine	2	PCS	<input type="checkbox"/>	<input type="checkbox"/>
1032710	CABLE WIRE JOINING SET		1	PCS	<input type="checkbox"/>	<input type="checkbox"/>
403	AIR FILTER f Rotax 912		2	PCS	<input type="checkbox"/>	<input type="checkbox"/>
1039200	ENGINE AIR INTAKE DUCT		1	PCS	<input type="checkbox"/>	<input type="checkbox"/>
1035300	FLATPLATE f OIL RADIATOR		1	PCS	<input type="checkbox"/>	<input type="checkbox"/>
1035301	ADHESIVE PROTECTION	For Oil Radiator	1	PCS	<input type="checkbox"/>	<input type="checkbox"/>
1038110	EXHAUST MUFFLER	Sinus & Virus	1	PCS	<input type="checkbox"/>	<input type="checkbox"/>
1038180	BRACKET f MUFFLER Assembly		1	PCS	<input type="checkbox"/>	<input type="checkbox"/>
1038101	BRACKET f MUFFLER St. Steel	Exhaust System	1	PCS	<input type="checkbox"/>	<input type="checkbox"/>
1030040	MATERIAL REQUIRED	Engine Inst. (Bolts) -PRODUC.	1	PCS	<input type="checkbox"/>	<input type="checkbox"/>
1363	WATER HOSE FITTING 90deg R582		2	PCS	<input type="checkbox"/>	<input type="checkbox"/>
166	FUEL HOSE 7x12		0.6	M	<input type="checkbox"/>	<input type="checkbox"/>
1334	OIL CONTAINER f R912		1	PCS	<input type="checkbox"/>	<input type="checkbox"/>
2760	ANTIFREEZE SOLUTION Red		1	L	<input type="checkbox"/>	<input type="checkbox"/>
2762	OIL DURABLEND 10W-40		3	L	<input type="checkbox"/>	<input type="checkbox"/>
1038105	MATERIAL REQUIRED	Exhaust system	1	PCS	<input type="checkbox"/>	<input type="checkbox"/>



Kit Manual Components for Pipistrel Sinus & Virus Aircraft





## Kit Manual Components for Pipistrel Sinus & Virus Aircraft





### Door Left Door

PART NUMBER	DESCRIPTION	ADDITIONAL DESCRIPTION	QUANTITY	UNIT	FACTORY CHECK	CUSTOMER CHECK
1015003	SIDE DOOR HINGE Shortened		2	EACH	<input type="checkbox"/>	<input type="checkbox"/>
0714	RIVET Aluminum 4x12 Countersunk Head		6	EACH	<input type="checkbox"/>	<input type="checkbox"/>
0716	RIVET Aluminum 4x8 Countersunk Head		6	EACH	<input type="checkbox"/>	<input type="checkbox"/>

PART NUMBER	DESCRIPTION	ADDITIONAL DESCRIPTION	QUANTITY	UNIT	FACTORY CHECK	CUSTOMER CHECK
7125	RIVET Anodized Al 3.2x8		34	PCS	<input type="checkbox"/>	<input type="checkbox"/>

PART NUMBER	PART	ADDITIONAL DESCRIPTION	QUANTITY	UNIT	FACTORY CHECK	CUSTOMER CHECK
1015030	AIR VENT Assembly		1	PCS	<input type="checkbox"/>	<input type="checkbox"/>
1015150	SIDE DOOR HANDLE LEFT Assembly		1	PCS	<input type="checkbox"/>	<input type="checkbox"/>
0309	RUBBER SEAL Side Door	Black	3	M	<input type="checkbox"/>	<input type="checkbox"/>
1015015	MATERIAL REQUIRED	Lexan fixation	1	PCS	<input type="checkbox"/>	<input type="checkbox"/>
1494	SILICON Natural Black		0.2	PCS	<input type="checkbox"/>	<input type="checkbox"/>
P0060	ADHESIVE TAPE Nitto Black 201	ČRN	1	PCS	<input type="checkbox"/>	<input type="checkbox"/>
P0101	MASKING TAPE 50mm x 50m		1	PCS	<input type="checkbox"/>	<input type="checkbox"/>
1537	COLOUR SPRAY f PLASTIC Black		0.1	PCS	<input type="checkbox"/>	<input type="checkbox"/>
1015010	MATERIAL REQUIRED	Side Door Installation	1	PCS	<input type="checkbox"/>	<input type="checkbox"/>
7177	LEXAN FLATPIECE LH Door	AR Coating	1	PCS	<input type="checkbox"/>	<input type="checkbox"/>
1015040	SIDE DOOR SAFETY PIN Assembly		1	PCS	<input type="checkbox"/>	<input type="checkbox"/>
3343	SIDE DOOR FRAME New Type	Sinus & Virus	1	PCS	<input type="checkbox"/>	<input type="checkbox"/>





### Right Side Door


PART NUMBER	DESCRIPTION	ADDITIONAL DESCRIPTION	QUANTITY	UNIT	FACTORY CHECK	CUSTOMER CHECK
-------------	-------------	------------------------	----------	------	---------------	----------------

## Kit Manual Components for Pipistrel Sinus & Virus Aircraft

7125 RIVET Anodized Al 3.2x8 34 PCS


PART NUMBER	DESCRIPTION	ADDITIONAL DESCRIPTION	QUANTITY	UNIT	FACTORY CHECK	CUSTOMER CHECK
1015003	SIDE DOOR HINGE Shortened		2	EACH	<input type="checkbox"/>	<input type="checkbox"/>
0714	RIVET Aluminum 4x12 Countersunk Head		6	EACH	<input type="checkbox"/>	<input type="checkbox"/>
0716	RIVET Aluminum 4x8 Countersunk Head		6	EACH	<input type="checkbox"/>	<input type="checkbox"/>

PART NUMBER	PART	ADDITIONAL DESCRIPTION	QUANTITY	UNIT	FACTORY CHECK	CUSTOMER CHECK
1015020	SLIDING WINDOW Assembly		1	PCS	<input type="checkbox"/>	<input type="checkbox"/>
1015250	SIDE DOOR HANDLE RIGHT Assembly		1	PCS	<input type="checkbox"/>	<input type="checkbox"/>
0309	RUBBER SEAL Side Door	Black	3	M	<input type="checkbox"/>	<input type="checkbox"/>
1015015	MATERIAL REQUIRED	Lexan fixation	1	PCS	<input type="checkbox"/>	<input type="checkbox"/>
1494	SILICON Natural Black		0.2	PCS	<input type="checkbox"/>	<input type="checkbox"/>
P0060	ADHESIVE TAPE Nitto Black 201	ČRN	1	PCS	<input type="checkbox"/>	<input type="checkbox"/>
P0101	MASKING TAPE 50mm x 50m		1	PCS	<input type="checkbox"/>	<input type="checkbox"/>
1537	COLOUR SPRAY f PLASTIC Black		0.1	PCS	<input type="checkbox"/>	<input type="checkbox"/>
1015010	MATERIAL REQUIRED	Side Door Installation	1	PCS	<input type="checkbox"/>	<input type="checkbox"/>
7178	LEXAN FLATPIECE LH Door		1	PCS	<input type="checkbox"/>	<input type="checkbox"/>
1015040	SIDE DOOR SAFETY PIN Assembly		1	PCS	<input type="checkbox"/>	<input type="checkbox"/>
3344	SIDE DOOR FRAME New Type	Sinus & Virus	1	PCS	<input type="checkbox"/>	<input type="checkbox"/>






## Kit Manual Components for Pipistrel Sinus & Virus Aircraft




### Windshield

PART NUMBER	DESCRIPTION	ADDITIONAL DESCRIPTION	QUANTITY	UNIT	FACTORY CHECK	CUSTOMER CHECK
7126	RIVET Anodized Al 4x8		52	PCS	<input type="checkbox"/>	<input type="checkbox"/>
PART NUMBER	PART	ADDITIONAL DESCRIPTION	QUANTITY	UNIT	FACTORY CHECK	CUSTOMER CHECK
7017	WINDSHIELD Assembly		1	PCS	<input type="checkbox"/>	<input type="checkbox"/>
1016102	WINDSHIELD BAR		1	PCS	<input type="checkbox"/>	<input type="checkbox"/>
1016110	WINDSHIELD BAR SUPPORT		1	PCS	<input type="checkbox"/>	<input type="checkbox"/>
1537	COLOUR SPRAY f PLASTIC Black		0.2	PCS	<input type="checkbox"/>	<input type="checkbox"/>
1941	BOLT Socket Truss head M4x20		1	PCS	<input type="checkbox"/>	<input type="checkbox"/>
0877	NUT M4 Polistop	DIN 985	1	PCS	<input type="checkbox"/>	<input type="checkbox"/>
0310	RUBBER SEAL Windshield		1	M	<input type="checkbox"/>	<input type="checkbox"/>
1494	SILIKON N ČRNÍ -TKK		0.8	PCS	<input type="checkbox"/>	<input type="checkbox"/>
P0101	MASKING TAPE 50mm x 50m		2	PCS	<input type="checkbox"/>	<input type="checkbox"/>
1016105	MATERIAL REQUIRED	Windshield fixation	1	PCS	<input type="checkbox"/>	<input type="checkbox"/>
P0060	ADHESIVE TAPE Nitto Black 201	ČRN	2	PCS	<input type="checkbox"/>	<input type="checkbox"/>




## Kit Manual Components for Pipistrel Sinus & Virus Aircraft



### Lexan Top Window

PART NUMBER	DESCRIPTION	ADDITIONAL DESCRIPTION	QUANTITY	UNIT	FACTORY CHECK	CUSTOMER CHECK
1016103	RIVET Anodized Al 4x8		20	PCS	<input type="checkbox"/>	<input type="checkbox"/>
PART NUMBER	DESCRIPTION	ADDITIONAL DESCRIPTION	QUANTITY	UNIT	FACTORY CHECK	CUSTOMER CHECK
7044	LEXAN FLATPIECE Top Window	AR Coat. + Scratch R. + Defog	1	PCS	<input type="checkbox"/>	<input type="checkbox"/>
1016210	MATERIAL REQUIRED	Lexan fixation	1	PCS	<input type="checkbox"/>	<input type="checkbox"/>
1494	SILICON Natural Black		0.1	PCS	<input type="checkbox"/>	<input type="checkbox"/>
P0101	MASKING TAPE 50mm x 50m		1	PCS	<input type="checkbox"/>	<input type="checkbox"/>
P0060	ADHESIVE TAPE Nitto Black 201		1	PCS	<input type="checkbox"/>	<input type="checkbox"/>



## Cabin Interior


PART NUMBER	DESCRIPTION	ADDITIONAL DESCRIPTION	QUANTITY	UNIT	FACTORY CHECK	CUSTOMER CHECK
1891	SCREW Socket Cap M10x180	DIN 912 8 x 8 Light Zn	1	PCS	<input type="checkbox"/>	<input type="checkbox"/>

## Kit Manual Components for Pipistrel Sinus & Virus Aircraft

1256	WASHER 10.5 plain	DIN 125 Light Zn	2	PCS	<input type="checkbox"/>	<input type="checkbox"/>
0863	NUT M10 Polistop	DIN 985	1	PCS	<input type="checkbox"/>	<input type="checkbox"/>
2034	BOLT Hex 8x150	DIN 931 8 x 8 Light Zn	2	PCS	<input type="checkbox"/>	<input type="checkbox"/>
1279	WASHER 8.4x24x2	DIN 9021 Light Zn	4	PCS	<input type="checkbox"/>	<input type="checkbox"/>
0895	NUT M8 Polistop	DIN 985	2	PCS	<input type="checkbox"/>	<input type="checkbox"/>

PART NUMBER	PART	ADDITIONAL DESCRIPTION	QUANTITY	UNIT	FACTORY CHECK	CUSTOMER CHECK
1429	SEAT	Sinus & Virus	2	PCS	<input type="checkbox"/>	<input type="checkbox"/>
2116	HEADREST Left	Sinus & Virus	1	PCS	<input type="checkbox"/>	<input type="checkbox"/>
2351	HEADREST Right	Sinus & Virus	1	PCS	<input type="checkbox"/>	<input type="checkbox"/>
1081200	PITOT-STATIC TUBE		1	PCS	<input type="checkbox"/>	<input type="checkbox"/>
7077	COCKPIT FLOOR CARPET	Left	1	PCS	<input type="checkbox"/>	<input type="checkbox"/>
7078	COCKPIT FLOOR CARPET	Right	1	PCS	<input type="checkbox"/>	<input type="checkbox"/>
1792	BACK SUPPORT BAND	Short	4	PCS	<input type="checkbox"/>	<input type="checkbox"/>
1791	BACK SUPPORT BAND	Long	8	PCS	<input type="checkbox"/>	<input type="checkbox"/>
1147	POUCH ATTCH. BELT	Long	1	PCS	<input type="checkbox"/>	<input type="checkbox"/>
1148	POUCH ATTCH. BELT	Short	1	PCS	<input type="checkbox"/>	<input type="checkbox"/>
2083	BAGGAGE POUCH	Double Sinus & Virus	1	PCS	<input type="checkbox"/>	<input type="checkbox"/>
1061400	VARIO PROPELLER BOLTS	Assembly For Installation To Engine	1	PCS	<input type="checkbox"/>	<input type="checkbox"/>
1041030	MATERIAL REQUIRED	Wing Assembly	1	PCS	<input type="checkbox"/>	<input type="checkbox"/>
2179	PITOT-STATIC TUBE COVER		1	PCS	<input type="checkbox"/>	<input type="checkbox"/>





**Seat Belts**

PART NUMBER	DESCRIPTION	ADDITIONAL DESCRIPTION	QUANTITY	UNIT	FACTORY CHECK	CUSTOMER CHECK
2039	BOLT Hex 8x25	DIN 933 8 x 8 Light Zn	4	PCS	<input type="checkbox"/>	<input type="checkbox"/>
2038	BOLT Hex 8x20	DIN 933 8 x 8 Light Zn	2	PCS	<input type="checkbox"/>	<input type="checkbox"/>
1279	WASHER 8.4x24x2	DIN 9021 Light Zn	16	PCS	<input type="checkbox"/>	<input type="checkbox"/>
0895	NUT M8 Polistop	DIN 985	4	PCS	<input type="checkbox"/>	<input type="checkbox"/>
1084001	SAFETY BELT SPACER		6	PCS	<input type="checkbox"/>	<input type="checkbox"/>

PART NUMBER	PART	ADDITIONAL DESCRIPTION	QUANTITY	FACTORY CHECK	CUSTOMER CHECK
7161	SAFETY BELT New Type	Sinus & Virus 510166-01	2	<input type="checkbox"/>	<input type="checkbox"/>
1084010	MATERIAL REQUIRED	Safety Belt Installation	1	<input type="checkbox"/>	<input type="checkbox"/>



**Tools and Spare Parts**

PART NUMBER	DESCRIPTION	ADDITIONAL DESCRIPTION	QUANTITY	UNIT	FACTORY CHECK	CUSTOMER CHECK
1082310	FAST SCREWS SPARE KIT		1	PCS	<input type="checkbox"/>	<input type="checkbox"/>
1790	WING ROOT GASKET 0.15x19mm x 33m		1	PCS	<input type="checkbox"/>	<input type="checkbox"/>
1486	CYLINDER SEALS SET	Hydraulic Brakes	2	PCS	<input type="checkbox"/>	<input type="checkbox"/>
1041001	SPACER -AL 25x14x0.5 mm	Wing Bushing	2	PCS	<input type="checkbox"/>	<input type="checkbox"/>
1041002	SPACER -AL 25x14x0.3 mm	Wing Bushing	2	PCS	<input type="checkbox"/>	<input type="checkbox"/>

PART NUMBER	DESCRIPTION	ADDITIONAL DESCRIPTION	QUANTITY	UNIT	FACTORY CHECK	CUSTOMER CHECK
1082210	TUB. WRENCH 1314 f TAILPLANE		1	PCS	<input type="checkbox"/>	<input type="checkbox"/>
0567	WRENCH 1317mm		1	PCS	<input type="checkbox"/>	<input type="checkbox"/>
0508	ALLEN KEY 2.5 T-Handle		1	PCS	<input type="checkbox"/>	<input type="checkbox"/>
0566	ALLEN KEY 8mm DIN 911	DIN911 Format	1	PCS	<input type="checkbox"/>	<input type="checkbox"/>

## Kit Manual Components for Pipistrel Sinus & Virus Aircraft

PART NUMBER	DESCRIPTION	ADDITIONAL DESCRIPTION	QUANTITY	UNIT	FACTORY CHECK	CUSTOMER CHECK
1019111	WASHER f FAST SCREW AI		3	PCS	<input type="checkbox"/>	<input type="checkbox"/>
1887	FAST SCREW		3	PCS	<input type="checkbox"/>	<input type="checkbox"/>
1032	FAST SCREW CASING		3	PCS	<input type="checkbox"/>	<input type="checkbox"/>
1288	WASHER f FAST SCREW Large		2	PCS	<input type="checkbox"/>	<input type="checkbox"/>
1287	WASHER f FAST SCREW Small		2	PCS	<input type="checkbox"/>	<input type="checkbox"/>
1938	BOLT Socket Truss head M4x12		3	PCS	<input type="checkbox"/>	<input type="checkbox"/>
0858	NUT f FAST SCREW		3	PCS	<input type="checkbox"/>	<input type="checkbox"/>

PART NUMBER	PART	ADDITIONAL DESCRIPTION	QUANTITY	UNIT	FACTORY CHECK	CUSTOMER CHECK
1082200	TOOLS f CUSTOMER Assembly		1	PCS	<input type="checkbox"/>	<input type="checkbox"/>
1350	PROPELLER COVER Narrow		2	PCS	<input type="checkbox"/>	<input type="checkbox"/>
7056	AIRFOIL TEMPLATE f W&B DETER.		1	PCS	<input type="checkbox"/>	<input type="checkbox"/>
1082300	SPARE PARTS		1	PCS	<input type="checkbox"/>	<input type="checkbox"/>
1082420	REFUELLING AUX PUMP		1	PCS	<input type="checkbox"/>	<input type="checkbox"/>
2582	WING SPAR PIN Main	Sinus Virus Taurus	2	PCS	<input type="checkbox"/>	<input type="checkbox"/>
3015	TOOLS - ROTAX 912		1	PCS	<input type="checkbox"/>	<input type="checkbox"/>



## Kit Manual Components for Pipistrel Sinus & Virus Aircraft



### Engine Cover

PART NUMBER	DESCRIPTION	ADDITIONAL DESCRIPTION	QUANTITY	UNIT	FACTORY CHECK	CUSTOMER CHECK
1032	FAST SCREW CASING		17	EACH	<input type="checkbox"/>	<input type="checkbox"/>
858	NUT f FAST SCREW		17	EACH	<input type="checkbox"/>	<input type="checkbox"/>
1288	WASHER f FAST SCREW Large		9	EACH	<input type="checkbox"/>	<input type="checkbox"/>
1887	FAST SCREW		17	EACH	<input type="checkbox"/>	<input type="checkbox"/>
1019111	WASHER f FAST SCREW Al		17	EACH	<input type="checkbox"/>	<input type="checkbox"/>
1287	WASHER f FAST SCREW Small		8	EACH	<input type="checkbox"/>	<input type="checkbox"/>

PART NUMBER	DESCRIPTION	ADDITIONAL DESCRIPTION	QUANTITY	UNIT	FACTORY CHECK	CUSTOMER CHECK
0954	BRACKET f ENGINE COVER	Small Left	1	PCS	<input type="checkbox"/>	<input type="checkbox"/>
0955	BRACKET f ENGINE COVER	Middle	2	PCS	<input type="checkbox"/>	<input type="checkbox"/>
0484	INSERT NUT M4x7.05x10.5		5	PCS	<input type="checkbox"/>	<input type="checkbox"/>
2004	BOLT Hex 5x16	DIN 933 8 x 8 Light Zn	5	PCS	<input type="checkbox"/>	<input type="checkbox"/>
0882	NUT M5 Polistop	DIN 985	5	PCS	<input type="checkbox"/>	<input type="checkbox"/>
1269	WASHER 5.3		5	PCS	<input type="checkbox"/>	<input type="checkbox"/>
0975	BRACKET f ENGINE COVER	Large	1	PCS	<input type="checkbox"/>	<input type="checkbox"/>
2349	BRACKET f ENG. COVER	Small Right	1	PCS	<input type="checkbox"/>	<input type="checkbox"/>
1938	VIJAK INBUS-OKRASNA GLAVA 4 x 12	6000412	9	PCS	<input type="checkbox"/>	<input type="checkbox"/>

## Kit Manual Components for Pipistrel Sinus & Virus Aircraft

PART NUMBER	PART	ADDITIONAL DESCRIPTION	QUANTITY	UNIT	FACTORY CHECK	CUSTOMER CHECK
1019110	FAST SCREWS f ENG. COVER	Set of 17pcs	1	PCS	<input type="checkbox"/>	<input type="checkbox"/>
1316	ENGINE COVER R912 Bottom Part	912	1	PCS	<input type="checkbox"/>	<input type="checkbox"/>
1317	ENGINE COVER R912 Top Part	912	1	PCS	<input type="checkbox"/>	<input type="checkbox"/>
1019120	ENGINE COVER BRACKETS		1	PCS	<input type="checkbox"/>	<input type="checkbox"/>



### Airbrakes Handle

PART NUMBER	DESCRIPTION	ADDITIONAL DESCRIPTION	QUANTITY	UNIT	FACTORY CHECK	CUSTOMER CHECK
1015002	SIDE DOOR RELEASE BUTTON		2	PCS	<input type="checkbox"/>	<input type="checkbox"/>
0457	DOOR RELEASE BUTTON	Sinus & Virus	2	PCS	<input type="checkbox"/>	<input type="checkbox"/>
0881	NUT M5 Plain	DIN 934	2	PCS	<input type="checkbox"/>	<input type="checkbox"/>

PART NUMBER	DESCRIPTION	ADDITIONAL DESCRIPTION	QUANTITY	UNIT	FACTORY CHECK	CUSTOMER CHECK
2133	SPRING f AIRBRAKES THUMB-LOCK		1	PCS	<input type="checkbox"/>	<input type="checkbox"/>

## Kit Manual Components for Pipistrel Sinus & Virus Aircraft

0724	RIVET SS 4.8x8.8		8	PCS	<input type="checkbox"/>	<input type="checkbox"/>
2101	CIRCLIP $\Phi$ 5 External DIN 471		2	PCS	<input type="checkbox"/>	<input type="checkbox"/>
1041722	SUSPENSION LEAD f AIRBRAKES		1	PCS	<input type="checkbox"/>	<input type="checkbox"/>
1041702	AB DRIVE RETAINER Plastic		2	PCS	<input type="checkbox"/>	<input type="checkbox"/>
1041724	AIRBRAKES LOCK-UP SHAFT		1	PCS	<input type="checkbox"/>	<input type="checkbox"/>
2463	BLIND RIVET 3x6	DIN 7337	1	PCS	<input type="checkbox"/>	<input type="checkbox"/>
1017115	BOLT SPACER INSERT	Cockpit Middle Spar Fix Bolt	2	PCS	<input type="checkbox"/>	<input type="checkbox"/>
1041721	AIRBRAKE LOCK-UP SOCKET		1	PCS	<input type="checkbox"/>	<input type="checkbox"/>
2175	CONTROL STICK FOAM GRIP		1	PCS	<input type="checkbox"/>	<input type="checkbox"/>
7043	AIRBRAKE DRIVE JOINT		2	PCS	<input type="checkbox"/>	<input type="checkbox"/>

PART NUMBER	PART	ADDITIONAL DESCRIPTION	QUANTITY	UNIT	FACTORY CHECK	CUSTOMER CHECK
1041705	AIRBRAKE HANDLE		1	PCS	<input type="checkbox"/>	<input type="checkbox"/>
1041726	MATERIAL REQUIRED	Airbrake Lever Assembly	1	PCS	<input type="checkbox"/>	<input type="checkbox"/>
1015005	DOOR RELEASE SYSTEM	Assembly	1	PCS	<input type="checkbox"/>	<input type="checkbox"/>



### Wheel Fairings

## Kit Manual Components for Pipistrel Sinus & Virus Aircraft

PART NUMBER	DESCRIPTION	ADDITIONAL DESCRIPTION	QUANTITY	UNIT	FACTORY CHECK	CUSTOMER CHECK
2004	BOLT Hex 5x16	DIN 933 8 x 8 Light Zn	8	PCS	<input type="checkbox"/>	<input type="checkbox"/>
1270	WASHER 5.3	DIN 9021 Light Zn	8	PCS	<input type="checkbox"/>	<input type="checkbox"/>
0486	INSERT NUT M5x7.05x11.4		8	PCS	<input type="checkbox"/>	<input type="checkbox"/>
2012	BOLT Hex 6x16	DIN 933 8 x 8 Light Zn	2	PCS	<input type="checkbox"/>	<input type="checkbox"/>
2391	WASHER 6.4x25x1.25		2	PCS	<input type="checkbox"/>	<input type="checkbox"/>

PART NUMBER	PART	ADDITIONAL DESCRIPTION	QUANTITY	UNIT	FACTORY CHECK	CUSTOMER CHECK
0043	WHEEL FAIRING RIGHT	Sinus	1	PCS	<input type="checkbox"/>	<input type="checkbox"/>
0044	WHEEL FAIRING LEFT	Sinus	1	PCS	<input type="checkbox"/>	<input type="checkbox"/>
1021410	MATERIAL REQUIRED	Wheel Fairing Installation	1	PCS	<input type="checkbox"/>	<input type="checkbox"/>




### Rescue Parachute

PART NUMBER	PART	ADDITIONAL DESCRIPTION	QUANTITY	UNIT	FACTORY CHECK	CUSTOMER CHECK
1067	PARACH. R.S. Sinus & Virus No Cont.	GRS 5450 SoftIN	1	PCS	<input type="checkbox"/>	<input type="checkbox"/>
1085213	PARACH. ROCKET EXHAUST		1	PCS	<input type="checkbox"/>	<input type="checkbox"/>



## Tail Probe



PART NUMBER	PART	ADDITIONAL DESCRIPTION	QUANTITY	UNIT	FACTORY CHECK	CUSTOMER CHECK
1070021	TAIL STATIC TUBE		1	PCS	<input type="checkbox"/>	<input type="checkbox"/>
1070022	STATIC TUBE VERT. FIN CONN.		1	PCS	<input type="checkbox"/>	<input type="checkbox"/>



### Vario Propeller

PART NUMBER	PART	ADDITIONAL DESCRIPTION	QUANTITY	UNIT	FACTORY CHECK	CUSTOMER CHECK
1061100	PROPELLER BLADE VARIO	Including Bearing Control Screw Spacer & Ring	2	PCS	<input type="checkbox"/>	<input type="checkbox"/>
1061200	VARIO PROPELLER HEAD Assembly		1	PCS	<input type="checkbox"/>	<input type="checkbox"/>
1061300	BEARING CASING Assembly		1	PCS	<input type="checkbox"/>	<input type="checkbox"/>
1061500	VARIO PROP. DRIVE SHAFT	Rotax 912	1	PCS	<input type="checkbox"/>	<input type="checkbox"/>
1520	SPINNER	Sinus & Virus	1	PCS	<input type="checkbox"/>	<input type="checkbox"/>
2367	SPINNER MAINPLATE Large	Sinus & Virus	1	PCS	<input type="checkbox"/>	<input type="checkbox"/>
1061001	BOLT f VARIO PROP BLADE		1	PCS	<input type="checkbox"/>	<input type="checkbox"/>
1061102	PROPELLER FLANGE Sinus	Rotax 912	1	PCS	<input type="checkbox"/>	<input type="checkbox"/>





## Kit Manual Components for Pipistrel Sinus & Virus Aircraft



### Exhaust System

PART NUMBER	PART	ADDITIONAL DESCRIPTION	QUANTITY	UNIT	FACTORY CHECK	CUSTOMER CHECK
2833	EXHAUST MUFFLER	TITAN	1	PCS	<input type="checkbox"/>	<input type="checkbox"/>
2834	EXHAUST ELBOW Engine-Muffler	TITAN	1	PCS	<input type="checkbox"/>	<input type="checkbox"/>
2835	EXHAUST ELBOW Engine-Muffler	TITAN	1	PCS	<input type="checkbox"/>	<input type="checkbox"/>
2836	EXHAUST PIPE Engine-Muffler	TITAN	1	PCS	<input type="checkbox"/>	<input type="checkbox"/>
2837	EXHAUST PIPE Engine-Muffler	TITAN	1	PCS	<input type="checkbox"/>	<input type="checkbox"/>
2838	EXCHAUST PIPE Y-JOINT	TITAN	1	PCS	<input type="checkbox"/>	<input type="checkbox"/>
2839	EXCHAUST PIPE Y-JOINT	TITAN	1	PCS	<input type="checkbox"/>	<input type="checkbox"/>
2840	EXCHAUST PIPE	TITAN	1	PCS	<input type="checkbox"/>	<input type="checkbox"/>
2841	RUBBER SPRING f EXHAUST PIPE	AKRAPOVIČ	9	PCS	<input type="checkbox"/>	<input type="checkbox"/>
2842	BRACKET f MUFFLER Assembly	AKRAPOVIČ	1	PCS	<input type="checkbox"/>	<input type="checkbox"/>
3037	ANTI-SEIZE GREASE - 5g	AKRAPOVIČ	1	PCS	<input type="checkbox"/>	<input type="checkbox"/>
3038	CLAMP MUFFLER	AKRAPOVIČ	1	PCS	<input type="checkbox"/>	<input type="checkbox"/>





## Sinus Wing left

PART NUMBER	DESCRIPTION	ADDITIONAL DESCRIPTION	QUANTITY	UNIT	FACTORY CHECK	CUSTOMER CHECK
1941111	L-PROFILE f AB. UPGRADE		4	PCS	<input type="checkbox"/>	<input type="checkbox"/>
1041111	AIRBRAKE BUSHING Long		4	PCS	<input type="checkbox"/>	<input type="checkbox"/>
1015001	RIVET Anodized Al 3.2x8		8	PCS	<input type="checkbox"/>	<input type="checkbox"/>

PART NUMBER	DESCRIPTION	ADDITIONAL DESCRIPTION	QUANTITY	UNIT	FACTORY CHECK	CUSTOMER CHECK
1041111	AIRBRAKE BUSHING Long		10	EACH	<input type="checkbox"/>	<input type="checkbox"/>
1041112	AIRBRAKE BUSHING Short		2	EACH	<input type="checkbox"/>	<input type="checkbox"/>

PART NUMBER	DESCRIPTION	ADDITIONAL DESCRIPTION	QUANTITY	UNIT	FACTORY CHECK	CUSTOMER CHECK
2125	SPRING AIRBRAKE	Short	10	PCS	<input type="checkbox"/>	<input type="checkbox"/>
2975	SPRING AIRBRAKE	Long	2	PCS	<input type="checkbox"/>	<input type="checkbox"/>

PART NUMBER	DESCRIPTION	ADDITIONAL DESCRIPTION	QUANTITY	UNIT	FACTORY CHECK	CUSTOMER CHECK
0838	NAV&STROBE LIGHT RED		1	PCS	<input type="checkbox"/>	<input type="checkbox"/>
0660	KONEKTOR KRILNIH LUČI F 4		1	PCS	<input type="checkbox"/>	<input type="checkbox"/>
0289	CBL LUG f WING LIGHT CONNECT.		4	PCS	<input type="checkbox"/>	<input type="checkbox"/>
1493	SILICON White		0.01	PCS	<input type="checkbox"/>	<input type="checkbox"/>
1547	WINGTIP GLASS Sinus Left		1	PCS	<input type="checkbox"/>	<input type="checkbox"/>
1041510	WINGTIP LIGHTS CONNECTOR Assembly		1	PCS	<input type="checkbox"/>	<input type="checkbox"/>
1982	SCREW Hex Lag 2.9x9.5	DIN 7982	4	PCS	<input type="checkbox"/>	<input type="checkbox"/>


PART NUMBER	DESCRIPTION	ADDITIONAL DESCRIPTION	QUANTITY	UNIT	FACTORY CHECK	CUSTOMER CHECK
1939	BOLT Socket Truss head M4x16		4	PCS	<input type="checkbox"/>	<input type="checkbox"/>
1269	WASHER 5.3	DIN 125 Light Zn	1	PCS	<input type="checkbox"/>	<input type="checkbox"/>
0484	INSERT NUT M4x7.05x10.5		2	PCS	<input type="checkbox"/>	<input type="checkbox"/>
3100	RIVET Aluminum 4x16		15	PCS	<input type="checkbox"/>	<input type="checkbox"/>
1041311	FLP HINGE PIN f FIX NUT Comp		1	PCS	<input type="checkbox"/>	<input type="checkbox"/>
1041402	CAP f TIE DOWN		1	PCS	<input type="checkbox"/>	<input type="checkbox"/>
1041207	FUEL INDICATOR TUBE	Wing	2	PCS	<input type="checkbox"/>	<input type="checkbox"/>
1041212	VENT TUBE f RESERVOIR CAP	Wing-top	1	PCS	<input type="checkbox"/>	<input type="checkbox"/>
1041210	RESERVOIR CAP+VENT Assembly	Wing-top	1	PCS	<input type="checkbox"/>	<input type="checkbox"/>
1356	FUEL CONNECTOR FAST M		2	PCS	<input type="checkbox"/>	<input type="checkbox"/>
1041401	DOOR HOLDER PIN		1	PCS	<input type="checkbox"/>	<input type="checkbox"/>
1041220	NUT Al 10x1.25		2	PCS	<input type="checkbox"/>	<input type="checkbox"/>
1041201	UNDERPIECE f OUTER RIB COVER		1	PCS	<input type="checkbox"/>	<input type="checkbox"/>
1041202	OUTER RIB COVER w RETURN FLOW	Wing Left	1	PCS	<input type="checkbox"/>	<input type="checkbox"/>
1041324	MASS BALANCE WEIGHT 480mm		1	PCS	<input type="checkbox"/>	<input type="checkbox"/>
1041323	MASS BALANCE WEIGHT 320mm		1	PCS	<input type="checkbox"/>	<input type="checkbox"/>
1041322	MASS BALANCE WEIGHT 173mm		1	PCS	<input type="checkbox"/>	<input type="checkbox"/>
1041321	MASS BALANCE WEIGHT 110mm		1	PCS	<input type="checkbox"/>	<input type="checkbox"/>

## Kit Manual Components for Pipistrel Sinus & Virus Aircraft

0166	FUEL HOSE 7x12		0.4	M	<input type="checkbox"/>	<input type="checkbox"/>
0165	FUEL HOSE 5x9		0.15	M	<input type="checkbox"/>	<input type="checkbox"/>
1041005	MATERIAL REQUIRED	f Air brake installation	1	PCS	<input type="checkbox"/>	<input type="checkbox"/>
1860	CABLE TIE 3.6x140mm Black	Thomas & Beets	12	PCS	<input type="checkbox"/>	<input type="checkbox"/>
1862	CABLE TIE 2.4x208mm Black	Thomas & Beets	1	PCS	<input type="checkbox"/>	<input type="checkbox"/>
0882	NUT M5 Polistop	DIN 985	1	PCS	<input type="checkbox"/>	<input type="checkbox"/>


PART NUMBER	DESCRIPTION	ADDITIONAL DESCRIPTION	QUANTITY	UNIT	FACTORY CHECK	CUSTOMER CHECK
2353	RIVET SS 4.0x7.5 Avibulb		4	PCS	<input type="checkbox"/>	<input type="checkbox"/>
1910	SCREW Socket Cap M6x40	DIN 912 8 x 8 Light Zn	1	PCS	<input type="checkbox"/>	<input type="checkbox"/>
890	NUT M6 Polistop	DIN 985	2	PCS	<input type="checkbox"/>	<input type="checkbox"/>
809	BEARING POS6		1	PCS	<input type="checkbox"/>	<input type="checkbox"/>
1012001	CTRL ROD END Cone w Thread		1	PCS	<input type="checkbox"/>	<input type="checkbox"/>
1041105	BOLT M6x17 Thinner Head		2	PCS	<input type="checkbox"/>	<input type="checkbox"/>
1041104	AIRBRAKE RETAINER		1	PCS	<input type="checkbox"/>	<input type="checkbox"/>
1267	WASHER SS 4.3 WIDE	DIN 9021 SS	6	PCS	<input type="checkbox"/>	<input type="checkbox"/>
1012706	BOLT M5x27		2	PCS	<input type="checkbox"/>	<input type="checkbox"/>
1269	WASHER 5.3	DIN 125 Light Zn	4	PCS	<input type="checkbox"/>	<input type="checkbox"/>
882	NUT M5 Polistop	DIN 985	2	PCS	<input type="checkbox"/>	<input type="checkbox"/>
1041103	AIRBRAKE SPRING Assembly		0.5	PCS	<input type="checkbox"/>	<input type="checkbox"/>
1941110	L-PROFILE f AB. UPGRADE Assembly		0.5	PCS	<input type="checkbox"/>	<input type="checkbox"/>
2199	AIRBRAKE FLATPLATE Left		1	PCS	<input type="checkbox"/>	<input type="checkbox"/>
1041110	AIRBRAKE BUSHING Assembly		0.5	PCS	<input type="checkbox"/>	<input type="checkbox"/>
877	NUT M4 Polistop	DIN 985	6	PCS	<input type="checkbox"/>	<input type="checkbox"/>

PART NUMBER	PART	ADDITIONAL DESCRIPTION	QUANTITY	UNIT	FACTORY CHECK	CUSTOMER CHECK
1041010	MATERIAL REQUIRED	Wing Assembly	1	PCS	<input type="checkbox"/>	<input type="checkbox"/>
2580	FLAPERON Left		1	PCS	<input type="checkbox"/>	<input type="checkbox"/>
1346	TOP PLATE Airbrakes		1	PCS	<input type="checkbox"/>	<input type="checkbox"/>
1041015	MATERIAL REQUIRED	Strobe light Assembly	1	PCS	<input type="checkbox"/>	<input type="checkbox"/>
2605	WING Sinus Left	Large F. Tanks Lights	1	PCS	<input type="checkbox"/>	<input type="checkbox"/>
1051301	MYLAR GASKET f WINGS	Straight Edge	6	M	<input type="checkbox"/>	<input type="checkbox"/>
2736	DBLE-SIDE ADH. TAPE 10mm x 50m		25	M	<input type="checkbox"/>	<input type="checkbox"/>
1675	GASKET SEAL TAPE Aileron		16.5	M	<input type="checkbox"/>	<input type="checkbox"/>





## Kit Manual Components for Pipistrel Sinus & Virus Aircraft



### Sinus Wing Right

PART NUMBER	DESCRIPTION	ADDITIONAL DESCRIPTION	QUANTITY	UNIT	FACTORY CHECK	CUSTOMER CHECK
1041111	AIRBRAKE BUSHING Long		10	EACH	<input type="checkbox"/>	<input type="checkbox"/>
1041112	AIRBRAKE BUSHING Short		2	EACH	<input type="checkbox"/>	<input type="checkbox"/>

PART NUMBER	DESCRIPTION	ADDITIONAL DESCRIPTION	QUANTITY	UNIT	FACTORY CHECK	CUSTOMER CHECK
2125	SPRING f AIRBRAKE	Short	10	PCS	<input type="checkbox"/>	<input type="checkbox"/>
2975	SPRING f AIRBRAKE	Long	2	PCS	<input type="checkbox"/>	<input type="checkbox"/>

PART NUMBER	DESCRIPTION	ADDITIONAL DESCRIPTION	QUANTITY	UNIT	FACTORY CHECK	CUSTOMER CHECK
0660	CONNECTOR f WINGTIP LIGHTS F4		1	PCS	<input type="checkbox"/>	<input type="checkbox"/>
0839	NAV&STROBE LIGHT GREEN		1	PCS	<input type="checkbox"/>	<input type="checkbox"/>
0289	CBL LUG f WING LIGHT CONNECT		4	PCS	<input type="checkbox"/>	<input type="checkbox"/>
1493	SILICON White		0.01	PCS	<input type="checkbox"/>	<input type="checkbox"/>
1546	WINGTIP GLASS Sinus Right		1	PCS	<input type="checkbox"/>	<input type="checkbox"/>
1041510	WINGTIP LIGHTS CONNECTOR Assembly		1	PCS	<input type="checkbox"/>	<input type="checkbox"/>
1982	SCREW Hex Lag 2.9x9.5	DIN 7982	4	PCS	<input type="checkbox"/>	<input type="checkbox"/>

PART NUMBER	DESCRIPTION	ADDITIONAL DESCRIPTION	QUANTITY	UNIT	FACTORY CHECK	CUSTOMER CHECK
1041005	MATERIAL REQUIRED	fAir brake installation	1	PCS	<input type="checkbox"/>	<input type="checkbox"/>
1939	BOLT Socket Truss head M4x16		4	PCS	<input type="checkbox"/>	<input type="checkbox"/>
1269	WASHER 5.3	DIN 125 Light Zn	1	PCS	<input type="checkbox"/>	<input type="checkbox"/>
0484	INSERT NUT M4x7.05x10.5		2	PCS	<input type="checkbox"/>	<input type="checkbox"/>
3100	RIVET Aluminum 4x16	MIKROVIT	15	PCS	<input type="checkbox"/>	<input type="checkbox"/>
1041311	FLP HINGE PIN f FIX NUT Comp		1	PCS	<input type="checkbox"/>	<input type="checkbox"/>
1041402	CAP TIE DOWN		1	PCS	<input type="checkbox"/>	<input type="checkbox"/>

## Kit Manual Components for Pipistrel Sinus & Virus Aircraft

1041207	FUEL INDICATOR TUBE	Wing	2	PCS	<input type="checkbox"/>	<input type="checkbox"/>
1041212	VENT TUBE f RESERVOIR CAP	Wing-top	1	PCS	<input type="checkbox"/>	<input type="checkbox"/>
1041210	RESERVOIR CAP+VENT Assembly	Wing-top	1	PCS	<input type="checkbox"/>	<input type="checkbox"/>
1356	FUEL CONNECTOR FAST M		1	PCS	<input type="checkbox"/>	<input type="checkbox"/>
1041401	DOOR HOLDER PIN	DOOR HOLDER PIN	1	PCS	<input type="checkbox"/>	<input type="checkbox"/>
1041220	NUT Al 10x1.25	NUT Al 10x1.25	1	PCS	<input type="checkbox"/>	<input type="checkbox"/>
1041201	UNDERPIECE f OUTER RIB COVER	UNDERPIECE f OUTER RIB COVER	1	PCS	<input type="checkbox"/>	<input type="checkbox"/>
1041203	OUTER RIB COVER	Wing Right	1	PCS	<input type="checkbox"/>	<input type="checkbox"/>
1041324	MASS BALANCE WEIGHT 480mm		1	PCS	<input type="checkbox"/>	<input type="checkbox"/>
1041323	MASS BALANCE WEIGHT 320mm		1	PCS	<input type="checkbox"/>	<input type="checkbox"/>
1041322	MASS BALANCE WEIGHT 173mm		1	PCS	<input type="checkbox"/>	<input type="checkbox"/>
1041321	MASS BALANCE WEIGHT 110mm		1	PCS	<input type="checkbox"/>	<input type="checkbox"/>
0882	NUT M5 Polistop	DIN 985	1	PCS	<input type="checkbox"/>	<input type="checkbox"/>
0166	FUEL HOSE 7x12		0.2	M	<input type="checkbox"/>	<input type="checkbox"/>
0165	FUEL HOSE 5x9		0.15	M	<input type="checkbox"/>	<input type="checkbox"/>
1860	CABLE TIE 3.6x140mm Black	Thomas & Beets	6	PCS	<input type="checkbox"/>	<input type="checkbox"/>
1862	CABLE TIE 2.4x208mm Black	Thomas & Beets	1	PCS	<input type="checkbox"/>	<input type="checkbox"/>

PART NUMBER	DESCRIPTION	ADDITIONAL DESCRIPTION	QUANTITY	UNIT	FACTORY CHECK	CUSTOMER CHECK
2353	RIVET SS 4.0x7.5 Avibulb		4	PCS	<input type="checkbox"/>	<input type="checkbox"/>
1910	SCREW Socket Cap M6x40	DIN 912 8 x 8 Light Zn	1	PCS	<input type="checkbox"/>	<input type="checkbox"/>
890	NUT M6 Polistop	DIN 985	2	PCS	<input type="checkbox"/>	<input type="checkbox"/>
809	BEARING POS6		1	PCS	<input type="checkbox"/>	<input type="checkbox"/>
1012001	CTRL ROD END Cone w Thread		1	PCS	<input type="checkbox"/>	<input type="checkbox"/>
1041105	BOLT M6x17 Thinner Head		2	PCS	<input type="checkbox"/>	<input type="checkbox"/>
1041104	AIRBRAKE RETAINER		1	PCS	<input type="checkbox"/>	<input type="checkbox"/>
1267	WASHER SS 4.3 WIDE	DIN 9021 SS	6	PCS	<input type="checkbox"/>	<input type="checkbox"/>
1012706	BOLT M5x27		2	PCS	<input type="checkbox"/>	<input type="checkbox"/>
1269	WASHER 5.3	DIN 125 Light Zn	4	PCS	<input type="checkbox"/>	<input type="checkbox"/>
882	NUT M5 Polistop	DIN 985	2	PCS	<input type="checkbox"/>	<input type="checkbox"/>
1041103	AIRBRAKE SPRING Assembly		0.5	PCS	<input type="checkbox"/>	<input type="checkbox"/>
1941110	L-PROFILE f AB. UPGRADE Assembly		0.5	PCS	<input type="checkbox"/>	<input type="checkbox"/>
2199	AIRBRAKE FLATPLATE Left		1	PCS	<input type="checkbox"/>	<input type="checkbox"/>
1041110	AIRBRAKE BUSHING Assembly		0.5	PCS	<input type="checkbox"/>	<input type="checkbox"/>
877	NUT M4 Polistop	DIN 985	6	PCS	<input type="checkbox"/>	<input type="checkbox"/>

PART NUMBER	DESCRIPTION	ADDITIONAL DESCRIPTION	QUANTITY	UNIT	FACTORY CHECK	CUSTOMER CHECK
1941111	L-PROFILE f AB. UPGRADE		4	PCS	<input type="checkbox"/>	<input type="checkbox"/>
1041111	AIRBRAKE BUSHING Long		4	PCS	<input type="checkbox"/>	<input type="checkbox"/>
1015001	RIVET Anodized Al 3.2x8		8	PCS	<input type="checkbox"/>	<input type="checkbox"/>

PART NUMBER	PART	ADDITIONAL DESCRIPTION	QUANTITY	UNIT	FACTORY CHECK	CUSTOMER CHECK
1041020	MATERIAL REQUIRED	Wing Assembly	1	PCS	<input type="checkbox"/>	<input type="checkbox"/>
2581	FLAPERON Right		1	PCS	<input type="checkbox"/>	<input type="checkbox"/>
1346	TOP PLATE Airbrakes		1	PCS	<input type="checkbox"/>	<input type="checkbox"/>
1041025	MATERIAL REQUIRED	Strobe light Assembly	1	PCS	<input type="checkbox"/>	<input type="checkbox"/>
2606	WING Sinus Right	Large F. Tanks Lights	1	PCS	<input type="checkbox"/>	<input type="checkbox"/>
1051301	MYLAR GASKET f WINGS	Straight Edge	6	M	<input type="checkbox"/>	<input type="checkbox"/>
2736	DBLE-SIDE ADH. TAPE 10mm x 50m		25	M	<input type="checkbox"/>	<input type="checkbox"/>
1675	GASKET SEAL TAPE Aileron		16.5	M	<input type="checkbox"/>	<input type="checkbox"/>



Kit Manual Components for Pipistrel Sinus & Virus Aircraft

